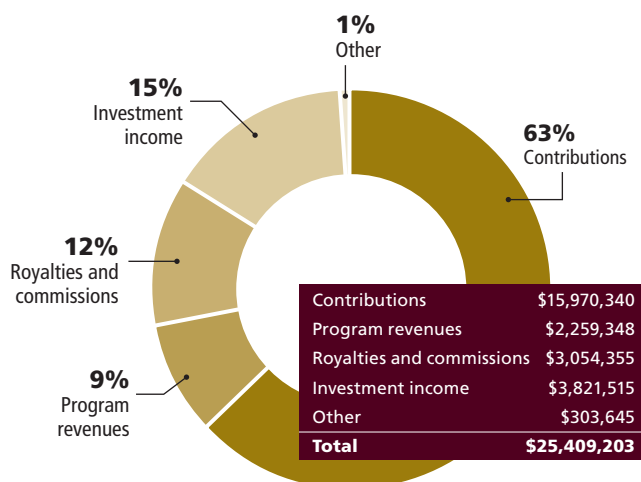


AGGIES HELPING AGGIES

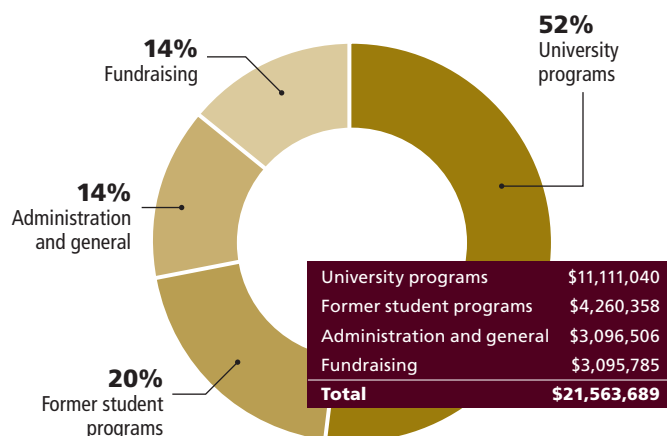
The Association of Former Students presents our Annual Report, recapping financial activities for the year ending Dec. 31, 2019. We thank each and every former student for the support that allows us to be HERE for Aggies during their time as students, THERE for Aggies around the world, and EVERYWHERE that the Aggie Network needs us to be. To view an expanded version of this report, visit tx.ag/AnnualReport. For additional detail on how your gifts are used, visit tx.ag/Impact.

FINANCIAL OVERVIEW

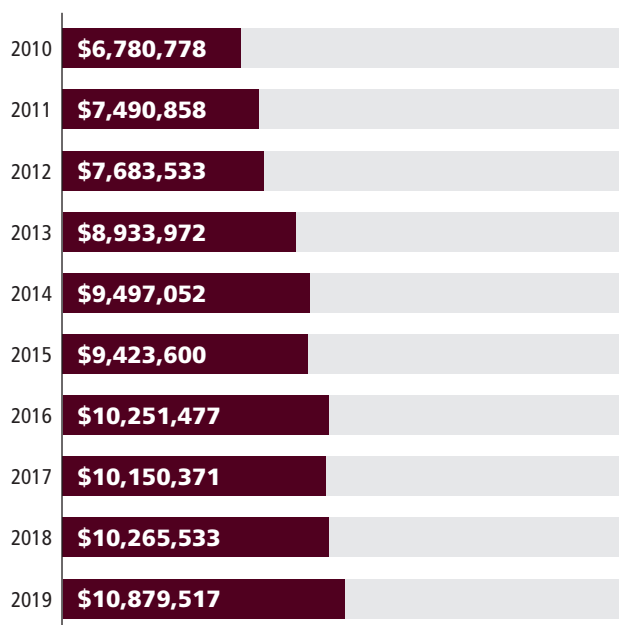
2019 Association Revenues



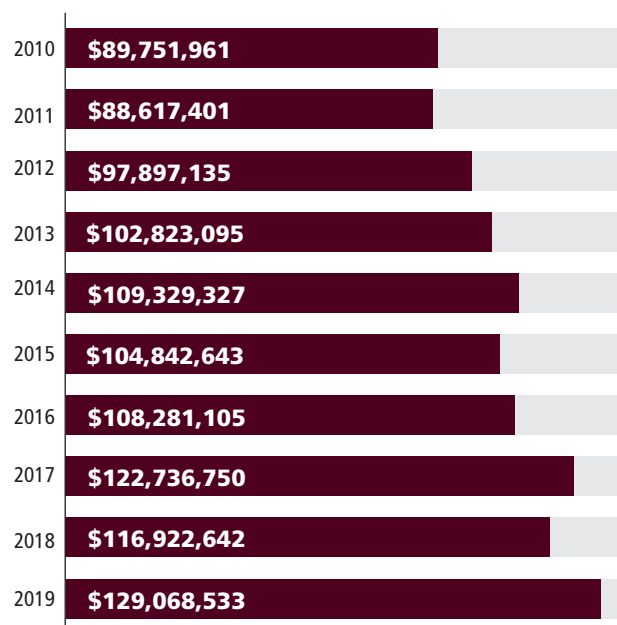
2019 Association Expenses




Annual Fund Totals



Total Assets



DONORS BY LEVEL



2019 MISSION SUPPORT AND SERVICES

SCHOLARSHIPS & SPONSORSHIPS

Association-sponsored scholarships (incl. Hurricane Harvey scholarships)	\$1,880,343
Scholarships (freshmen, transfer, continuing, veterans)	740,000
National Merit Scholarships	300,000
Galveston scholarships	50,000
Qatar scholarships	10,000
Scholarships - Foundation Excellence Awards	62,500
Total	3,042,843

ACADEMIC & COLLEGE EXCELLENCE

Honors, Learning Communities, Supplemental Instruction, Public Policy Internship Program	90,000
Aggieland Saturday, Transfer Information Day, International Student Welcome	70,000
Sea Aggies Learning Traditions, Campus Climate Success, Leaders and Achievers	35,000
Graduate student research and presentation grants, Visiting Student Scholar Awards, graduate support	50,000
Faculty programs, development, new faculty orientation, teaching excellence	148,000
Provost Student Assistance Discretionary Fund	43,000
Student Success Initiatives for Transformational Learning	150,000
College Excellence Discretionary Fund (distributed to colleges)	1,285,000
Total	1,871,000

STUDENT AFFAIRS FUNDING

Programs: Student organization funding	125,000
Programs: Disability awareness and educational programming	1,500
Programs: Warrior Scholar Project	10,000
Programs: LeaderShape Catalyst	8,000
Programs: Livestreaming of Music Activities concerts	12,000
Student Assistance: Gaining Equal Access through Books on Tape and/or Electronic Textbooks	3,000
Student Assistance: Discretionary for Organizations or Students	50,000
Student Assistance: General Student Assistance Fund	58,750
Student Assistance: Quality of student life	15,000
Student Assistance: Student leader outreach	7,400
Student Assistance: Mental health programming	14,950
Traditions: Aggie Muster	15,000
Traditions: Singing Cadet outreach to former students/A&M Clubs	30,000
Traditions: Texas Aggie Band Travel Fund	110,000
Traditions: Corps of Cadets Visitor Center	8,000
Traditions: ROTC Cadre Awards	2,400
Traditions: ROTC departments	10,000



The Association
OF FORMER STUDENTS®
Celebrating 140 Years



IN 2019, THE ASSOCIATION MARKED 140 YEARS OF SERVING TEXAS A&M AND TEXAS AGGIES. READ MORE AT TX.AG/140YEARS.

2019 MISSION SUPPORT AND SERVICES (CONTINUED)

“

FOR PASS IT BACK DAY, OUR ANNUAL DAY OF GIVING, THE ASSOCIATION BROUGHT IN A RECORD 4,205 GIFTS WORTH \$415,804.43 IN JUST 24 HOURS. READ MORE AT TX.AG/PIBD2019.



To view this annual report online, visit tx.ag/AnnualReport

STUDENT AFFAIRS FUNDING (CONTINUED)

Traditions: Parsons Mounted Cavalry	\$ 10,000
Traditions: Corps of Cadets Fish Drill Team	10,000
Traditions: Ross Volunteer Company	10,000
Traditions: MSC facility	25,000
Traditions: Midnight Yell security	30,000
Diversity: Multicultural Services programming with cultural councils	12,000
Diversity: New Student Conferences en Español	1,000
Diversity: Heritage Month opening events	8,000
Diversity: Mi Casa Es Su Casa	3,000
Diversity: Amig@s Mentoring Program	3,000
Discretionary: Student Affairs departments	40,000
Diversity: MSC Council activities	15,000
Diversity: Commandant	32,000
	680,000

ASSOCIATION PROJECTS

Other Association University Support	750,797
Kyle Field and Blue Bell Park support	45,000
Gathright Scholar Awards	8,000
Buck Weirus Spirit Awards	16,000
Student sponsorships	13,000
Career services for former students	63,000
Public relations	142,500
	1,038,297

INSTITUTIONAL EXCELLENCE

Texas A&M University Administrative Fund	80,000
Texas A&M University Fund for Excellence Enrichment	127,000
President's Leadership Fund	124,000
	331,000

AWARDS

Faculty & Staff Distinguished Achievement Awards and Visiting Scholar Awards	133,000
President's Meritorious Service Awards, Division Awards, Academic Affairs, Finance, Administration, Research, Student Affairs, IT, MarCom, HR	89,500
College Level Teaching Awards	85,000
Distinguished Graduate Student Research & Teaching Awards	6,500
Outstanding International Former Student Award	4,000
	318,000

ASSOCIATION PROGRAMS IN SUPPORT OF MISSION AND SERVICES

8,090,258

TOTAL ASSOCIATION MISSION SUPPORT

\$15,371,398

TOTAL ASSOCIATION MISSION SUPPORT AND SERVICES

Texas A&M University - Distributions	\$ 7,281,140
Texas A&M University - Program support	3,829,900
Former students	4,260,358
	\$ 15,371,398

100,000 DONORS


The Association of Former Students has laid out a bold vision: to engage 100,000 donors annually for Texas A&M by the end of 2020. **The reason why is simple: more.** More academic scholarships; more support for traditions and the Corps of Cadets; more Muster resources...

... more Aggies helping more Aggies.



Goal: 100,000 donors

Progress as of Dec. 31, 2019



In 2019, 80,429 people gave to Texas A&M primarily through one of five avenues: The Association, the Texas A&M Foundation, the 12th Man Foundation, the George & Barbara Bush Foundation or directly to Texas A&M. Each of these donors counted toward the 100,000 goal, but each is only counted once per year.

ATM | LEAD *by* EXAMPLE.

TEXAS A&M CAPITAL CAMPAIGN

The Lead by Example campaign, launched in 2012, was an effort by The Association, the Texas A&M Foundation, the 12th Man Foundation and the George & Barbara Bush Foundation to raise \$4 billion in support of Texas A&M by the end of 2020. The Association's goal for the campaign was \$100 million, which was exceeded before the end of 2019.

Association Goal: \$100 Million

Goal Reached





The Spirit Of Aggieland

Saluting The Association's Volunteer Leaders

The Association of Former Students could not effectively serve Texas A&M and the Aggie Network without the help of our many loyal volunteer leaders, who give generously of their time, talent and treasure. The commitment and dedication of these volunteers is an expression of one of the qualities for which

Aggies are best known — our uncommon loyalty to our school and our fellow Aggies. The staff members of The Association express our sincere appreciation to our donors and to the volunteers who help us spread the Aggie Spirit and strengthen the Aggie Network.

- » The Association's Board of Directors: tx.ag/Board
- » A&M Club presidents: tx.ag/Clubs
- » Class Agents: tx.ag/Class
- » Constituent Network presidents: tx.ag/ConstituentNetworks
- » Area and National Representatives: tx.ag/AreaNationalReps
- » Representatives at Large: tx.ag/RepsAtLarge
- » Sul Ross Group officers: tx.ag/SulRossGroup
- » Young Alumni Advisory Council members: tx.ag/YAAC
- » Student Loan Fund trustees: tx.ag/LoanFundTrustees
- » Muster chairs: tx.ag/FindYourMuster
- » Muster speakers: tx.ag/SpeakersBureau
- » Aggie Network Student Ambassadors: tx.ag/ANSAmbassadors
- » And every single donor to The Association's Annual Fund: tx.ag/HonorRoll

2019 ANNUAL FUND CLASS GIVING REPORT¹

CLASS YEAR	CLASS MEMBERS ²	CURRENT YEAR DONORS ³	GIVING PERCENTAGE	TOTAL CLASS GIVING ⁴	CLASS YEAR	CLASS MEMBERS ²	CURRENT YEAR DONORS ³	GIVING PERCENTAGE	TOTAL CLASS GIVING ⁴
1930	1	0	-	\$1,415.34	1975	3,128	581	19%	\$122,046.96
1931	0	0	-	\$2,830.19	1976	3,928	733	19%	\$183,477.69
1932	0	0	-	\$2,123.01	1977	4,016	741	18%	\$175,724.76
1933	4	0	-	\$5,760.71	1978	4,724	903	19%	\$236,864.64
1934	5	0	-	\$3,489.66	1979	5,248	1,030	20%	\$254,258.78
1935	4	0	-	\$1,414.00					
1936	3	1	33%	\$2,416.58	1980	5,619	1,055	19%	\$283,241.64
1937	4	0	-	\$3,365.68	1981	5,300	985	19%	\$293,541.96
1938	10	1	10%	\$4,161.38	1982	5,680	1,021	18%	\$254,469.14
1939	25	0	-	\$2,830.68	1983	6,025	960	16%	\$220,710.18
					1984	6,432	1,020	16%	\$238,304.10
1940	13	1	8%	\$7,219.95	1985	6,745	1,033	15%	\$230,898.00
1941	36	1	3%	\$3,709.25	1986	6,534	1,041	16%	\$249,515.88
1942	45	8	18%	\$10,589.81	1987	6,383	945	15%	\$189,687.90
1943	74	10	14%	\$16,585.61	1988	6,428	946	15%	\$207,209.37
1944	89	13	15%	\$11,569.20	1989	6,691	1,004	15%	\$212,564.82
1945	81	23	28%	\$15,967.31					
1946	115	25	22%	\$19,331.01	1990	7,309	1,024	14%	\$189,540.73
1947	119	31	26%	\$15,602.96	1991	7,918	1,206	15%	\$229,045.10
1948	138	33	24%	\$17,178.12	1992	7,879	1,107	14%	\$200,949.35
1949	252	60	24%	\$36,055.11	1993	8,267	1,105	13%	\$197,712.93
					1994	8,324	1,066	13%	\$182,466.58
1950	289	94	33%	\$37,764.14	1995	8,117	1,035	13%	\$185,855.82
1951	278	82	29%	\$36,875.39	1996	8,147	931	11%	\$160,851.62
1952	325	121	37%	\$53,240.95	1997	8,428	940	11%	\$173,575.18
1953	338	134	40%	\$52,001.53	1998	8,194	815	10%	\$143,371.54
1954	388	135	35%	\$53,299.95	1999	8,264	876	11%	\$145,236.59
1955	469	155	33%	\$59,115.92					
1956	403	131	33%	\$40,128.57	2000	8,491	879	10%	\$142,270.60
1957	548	208	38%	\$69,538.40	2001	8,581	827	10%	\$125,606.41
1958	638	221	35%	\$70,972.47	2002	9,851	852	9%	\$138,218.63
1959	679	223	33%	\$75,409.69	2003	9,310	805	9%	\$128,317.36
					2004	9,374	818	9%	\$128,963.18
1960	687	249	36%	\$82,777.86	2005	9,444	784	8%	\$117,839.50
1961	697	248	36%	\$83,872.97	2006	9,949	761	8%	\$127,332.51
1962	786	277	35%	\$78,165.37	2007	10,395	795	8%	\$110,573.98
1963	834	248	30%	\$78,769.91	2008	11,798	755	6%	\$106,179.06
1964	1,053	345	33%	\$93,748.11	2009	12,538	690	6%	\$92,898.18
1965	1,102	335	30%	\$81,772.60					
1966	1,217	328	27%	\$89,541.23	2010	12,180	742	6%	\$96,509.29
1967	1,154	320	28%	\$91,432.23	2011	12,083	722	6%	\$96,439.44
1968	1,391	364	26%	\$107,331.68	2012	11,930	829	7%	\$107,457.58
1969	1,667	487	29%	\$128,439.43	2013	14,481	876	6%	\$111,750.97
					2014	14,720	970	7%	\$114,890.20
1970	2,217	501	23%	\$125,891.33	2015	16,044	1,245	8%	\$136,300.26
1971	1,901	489	26%	\$122,186.53	2016	16,073	1,349	8%	\$134,874.09
1972	2,133	536	25%	\$135,711.25	2017	17,182	1,590	9%	\$147,538.44
1973	2,450	503	21%	\$110,682.67	2018	17,912	1,516	8%	\$123,144.29
1974	2,862	569	20%	\$142,142.59	2019	16,938	1,359	8%	\$61,589.87

¹ All figures reflect Association records as of Dec. 31, 2019.² Living former students with valid mailing address on file.³ Annual Fund donors who gave a minimum of \$1 in calendar year 2019; includes new Endowed Century Club donors but excludes other endowed donors.⁴ Total Annual Fund Class giving amount for 2019. Total for all Classes does not equal total contributions because this page only reflects gifts from individual class members and not total gifts received by The Association.

DEGREES ISSUED PER COLLEGE OR UNIT

COLLEGE OR UNIT ¹	DEGREES ISSUED ²	GRADUATES ^{2,3}	LIVING GRADUATES ³	MAILABLE GRADUATES ^{3,4}	DONORS	PERCENT DONORS ⁵
Arts and Sciences	8,481	7,414	3,425	2,871	996	35%
Bush School of Government & Public Service	1,892	1,888	1,885	1,821	139	8%
College of Agriculture & Life Sciences	87,682	82,188	74,734	70,771	8,912	13%
College of Architecture	21,653	21,165	20,670	19,947	2,145	11%
College of Dentistry	912	911	911	880	4	<1%
College of Education & Human Development	52,407	51,559	50,372	48,604	4,807	10%
College of Engineering ⁶	116,646	111,000	100,562	94,559	10,932	12%
College of Geosciences	10,956	10,681	10,435	9,796	839	9%
College of Liberal Arts	71,975	71,485	70,030	67,037	6,609	10%
College of Medicine	2,311	2,282	2,258	2,133	73	3%
College of Nursing	1,024	1,024	1,024	999	75	8%
College of Science	23,648	23,002	22,389	21,145	1,951	9%
College of Veterinary Medicine & Biomedical Sciences	25,248	24,719	22,886	21,868	1,633	7%
Council of Deans	107	107	107	104	2	2%
Health Science Center - Biomedical Science	12	12	12	12	0	-
Health Science Center - Graduate Studies	6	6	6	4	0	-
Irma Lerma Rangel College of Pharmacy	559	559	558	543	17	3%
Mays Business School	72,445	71,979	70,807	68,458	7,978	12%
Moody College of Marine Technology	137	137	136	127	5	4%
School of Law	1,203	1,203	1,200	1,187	2	<1%
School of Public Health	1,170	1,170	1,170	1,129	69	6%
Special Programs (Medicine Unspecified)	50	50	49	43	5	12%
TAMU Galveston	6,330	6,327	6,299	6,083	392	6%
TAMU Qatar	1,054	1,054	1,054	967	3	<1%
Texas A&M Maritime Academy	1,662	1,659	1,554	1,412	117	8%

¹ Current unit names are shown, but totals include the same units under previous names.² Number of degrees issued is greater than number of graduates because some students receive multiple degrees.³ Those with multiple degrees are represented in all schools in which they earned their degrees.⁴ Mailable graduates are those with a valid address and are solicited.⁵ Based on mailable graduates.⁶ Some engineering degrees are classified in other fields of study.

IN MAY 2019, TEXAS A&M UNIVERSITY SURPASSED 500,000 FORMER STUDENTS AND MORE THAN 500,000 DEGREES GRANTED SINCE ITS OPENING IN THE FALL OF 1876. READ MORE AT TX.AG/500000.

GRADUATES BY GRADUATION DECADE²

1870s	3	1920s	2,421	1970s	38,823
1880s	69	1930s	4,660	1980s	66,430
1890s	187	1940s	10,303	1990s	84,255
1900s	352	1950s	12,558	2000s	95,477
1910s	928	1960s	16,489	2010s	127,234

AS OF DEC. 31, 2019

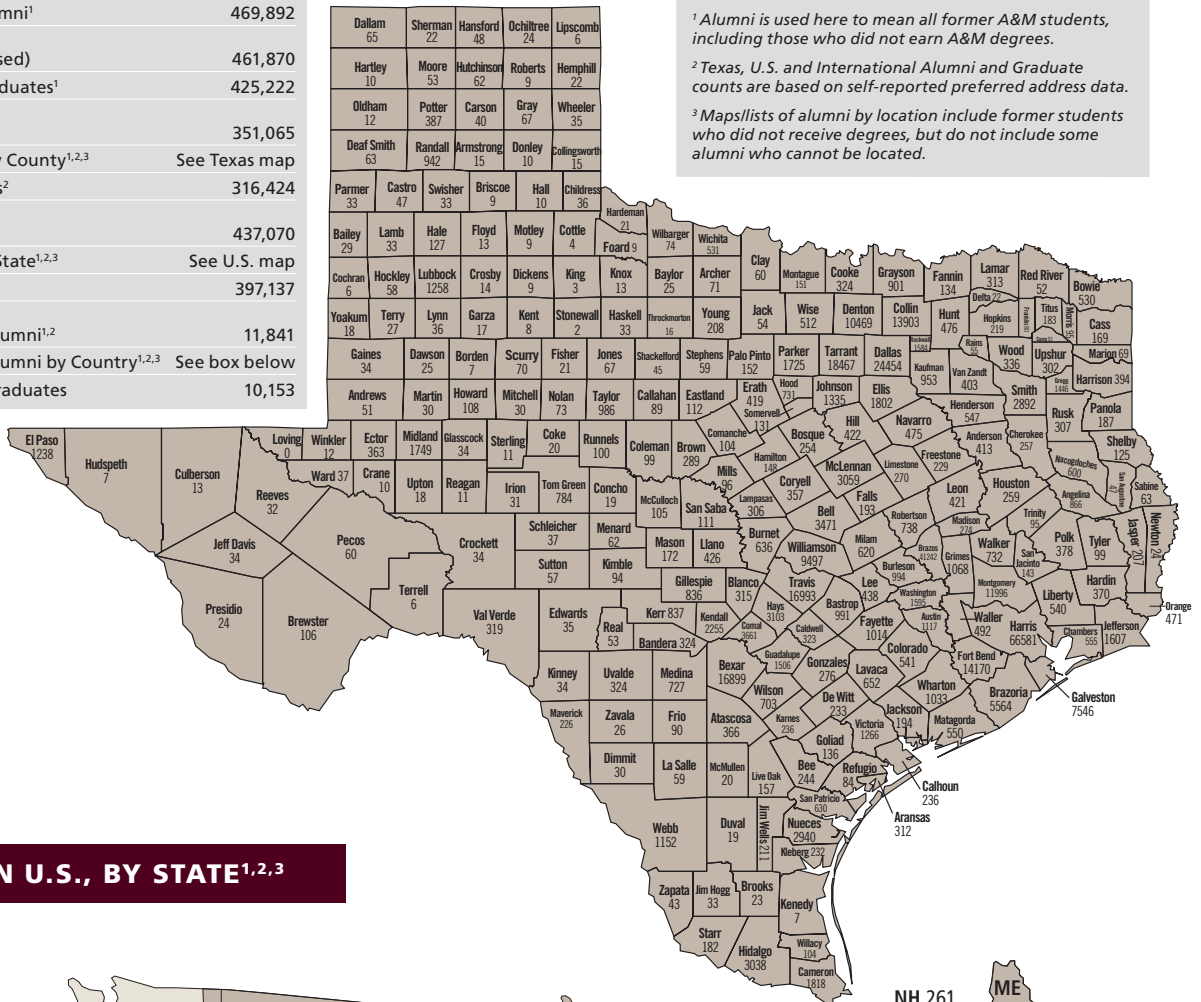
Size of Database	867,918
Total Alumni ¹ (Living & Deceased)	516,574
Total Living Alumni ¹	469,892
Total Graduates (Living & Deceased)	461,870
Total Living Graduates ¹	425,222
Texas Alumni ^{1,2}	351,065
Texas Alumni by County ^{1,2,3}	See Texas map
Texas Graduates ²	316,424
U.S. Alumni ^{1,2}	437,070
U.S. Alumni by State ^{1,2,3}	See U.S. map
U.S. Graduates	397,137
International Alumni ^{1,2}	11,841
International Alumni by Country ^{1,2,3}	See box below
International Graduates	10,153

ALUMNI IN TEXAS, BY COUNTY^{1,2,3}

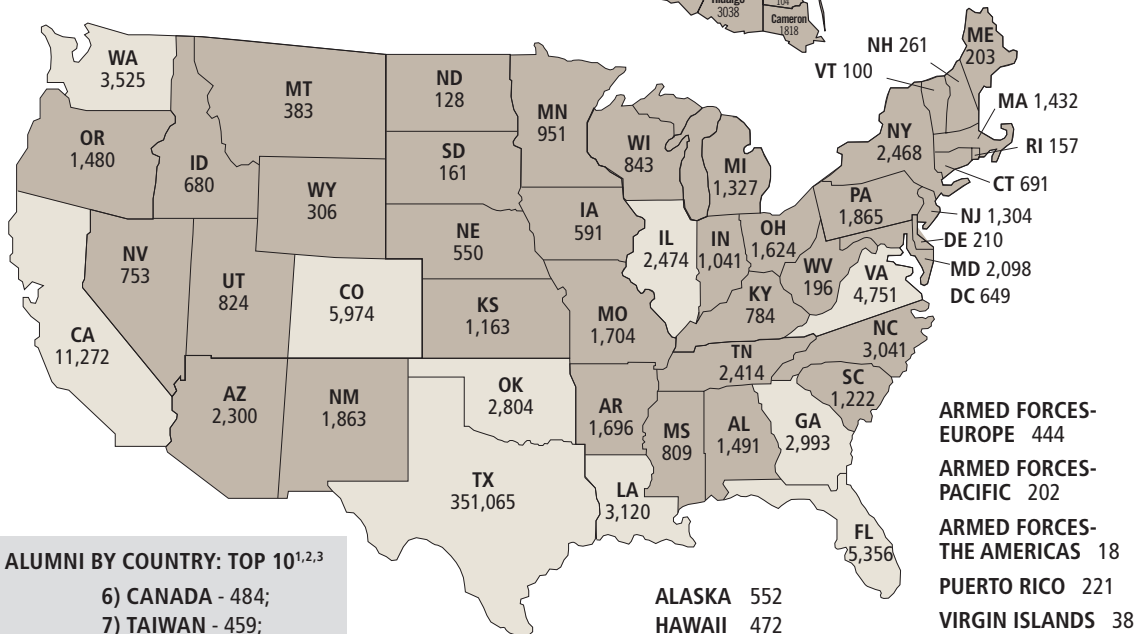
¹ Alumni is used here to mean all former A&M students, including those who did not earn A&M degrees.

² Texas, U.S. and International Alumni and Graduate counts are based on self-reported preferred address data.

³ Maps/lists of alumni by location include former students who did not receive degrees, but do not include some alumni who cannot be located.



ALUMNI IN U.S., BY STATE^{1,2,3}



ARMED FORCES-EUROPE 444
 ARMED FORCES-PACIFIC 202
 ARMED FORCES-THE AMERICAS 18
 PUERTO RICO 221
 VIRGIN ISLANDS 38
 GUAM 24
 N. MARIANAS 2

INTERNATIONAL ALUMNI BY COUNTRY: TOP 10^{1,2,3}

- INDIA - 1,286;
- QATAR - 1,203;
- SOUTH KOREA - 875;
- MEXICO - 624;
- CHINA - 621;
- CANADA - 484;
- TAIWAN - 459;
- SAUDI ARABIA - 360;
- INDONESIA - 309;
- THAILAND - 283

ALASKA 552
 HAWAII 472

The full list of A&M former students by number in 170 countries as of 12/31/19 can be viewed at tx.ag/2019AlumniCountries.

THE ASSOCIATION OF FORMER STUDENTS OF TEXAS A&M UNIVERSITY

STATEMENTS OF FINANCIAL POSITION
DECEMBER 31, 2019 AND 2018

	2019	2018
Assets		
Current Assets		
Cash and cash equivalents	\$5,151,532	\$5,647,174
Funds held in agency accounts for academic projects	340,280	853,397
Accounts receivable	1,070,022	1,395,043
Prepaid expenses	461,708	466,144
Contributions receivable	1,303,008	1,226,512
Contributions receivable, endowments	1,089,494	955,127
Investments	2,619,839	2,073,142
Total current assets	12,035,883	12,616,539
Accounts receivable	822,167	1,441,667
Contributions receivable	620,121	587,425
Investments	53,947,527	44,819,714
Advances to Texas A&M Student Financial Aid Office	664,137	705,891
Building, net	9,323,410	9,687,447
Furniture and equipment, net	431,237	550,317
Art and collectibles	498,275	498,275
Other assets	71,134	70,960
Endowments:		
Contributions receivable	1,930,279	1,179,559
Investments	48,724,363	44,764,848
Total assets	\$129,068,533	\$116,922,642
Liabilities and Net Assets		
Current Liabilities		
Accounts payable	\$1,116,569	\$1,135,762
Accrued liabilities	122,911	346,073
Deposits on Aggie Ring orders	274,276	227,922
Provisions for continuing projects	2,482,513	3,013,646
Deferred revenue	1,093,465	1,231,803
Total current liabilities	5,089,734	5,955,206
Contribution payable	-	25,000
Other liabilities	457,692	660,133
Deferred revenue	746,667	1,595,000
Total liabilities	6,294,093	8,235,339
Net Assets		
Without donor restrictions:		
Undesignated	3,989,608	4,070,635
Designated by the Board for reserves	6,362,327	5,851,358
Designated by the Board for endowed scholarships	3,319,587	2,697,537
Designated by the Board for future periods	1,618,563	1,712,002
Designated by the Board for purpose	3,767,082	2,968,840
Designated by the Board for operating fund	18,066,584	14,101,767
Clayton W. Williams, Jr. Alumni Center Funds	9,683,441	10,539,116
Total without donor restrictions	46,807,192	41,941,255
With donor restrictions:		
Perpetual in nature	51,453,701	46,836,549
Purpose restrictions	20,897,543	16,789,080
Time-restricted for future periods	3,670,544	3,556,171
Underwater endowments	(54,540)	(435,752)
Total with donor restrictions	75,967,248	66,746,048
Total net assets	122,774,440	108,687,303
Total liabilities and net assets	\$129,068,533	\$116,922,642

These financial statements are drawn from The Association's audit recently conducted by the independent accounting firm BKD LLP. The Association will supply copies of the complete audit report upon request.

THE ASSOCIATION OF FORMER STUDENTS OF TEXAS A&M UNIVERSITY

STATEMENT OF ACTIVITIES
YEAR ENDED DECEMBER 31, 2019

Revenues, Gains and Other Support	Without Donor Restrictions	With Donor Restrictions	Total
Current Assets			
Contributions	\$8,481,777	\$7,488,563	\$15,970,340
Net investment income	2,313,238	1,508,277	3,821,515
Program revenues:			
Advertising	292,692	-	292,692
Travel program	664,428	-	664,428
Subscription	542,223	-	542,223
Reunions	274,105	-	274,105
Distinguished Alumni Gala	485,900	-	485,900
Royalty	1,081,368	-	1,081,368
Commission	1,972,987	-	1,972,987
Service fees	191,392	-	191,392
Other	105,007	7,246	112,253
Net assets released from restrictions:			
Satisfaction of program restrictions	2,849,450	(2,849,450)	-
Expiration of time restrictions	789,392	(789,392)	-
Total revenues, gains and other support	20,043,959	5,365,244	25,409,203
Expenses			
Program services:			
Distributions to or for Texas A&M University:			
Scholarships	3,042,843	-	3,042,843
Colleges, departments and other	4,238,297	-	4,238,297
Total distributions	7,281,140	-	7,281,140
Mission support to Texas A&M University	3,197,037	-	3,197,037
Mission support to the AggieNetwork	3,316,119	-	3,316,119
Other Association programs:			
Clayton W. Williams, Jr. Alumni Center	948,820	-	948,820
Texas Aggie magazine	628,282	-	628,282
Total program expenses	15,371,398	-	15,371,398
Supporting services:			
Management and general	3,096,506	-	3,096,506
Fundraising	3,095,785	-	3,095,785
Total support services	6,192,291	-	6,192,291
Total expenses	21,563,689	-	21,563,689
Change in Net Assets	(1,519,730)	5,365,244	3,845,514
Net Unrealized and Realized Gain on Investments	6,385,667	3,855,956	10,241,623
Total Change in Net Assets	4,865,937	9,221,200	14,087,137
Net Assets, Beginning of Year	41,941,255	66,746,048	108,687,303
Net Assets, End of Year	\$46,807,192	\$75,967,248	\$122,774,440

These financial statements are drawn from The Association's audit recently conducted by the independent accounting firm BKD LLP. The Association will supply copies of the complete audit report upon request.