

2 0 1 8 A N N U A L R E P O R T



SUPPORTING AND SERVING

More than 140 years ago, on June 26, 1879, 11 Aggies gathered in Houston to form the Ex-Cadets Association, the nucleus of what today is The Association of Former Students. They sought to keep a record of all who had attended the college, with a goal to promote fellowship. That simple charge remains at the core of The Association’s mission today as we seek to strengthen The Association of Former Students, perpetuate the ties of affection and camaraderie formed in university or college days, promote the interests and welfare of Texas A&M, and serve the student body.

We are pleased to present this Annual Report, recapping the year ending Dec. 31, 2018—a year in which we set a record for the number of donors to The Association, set a record for the number of dollars we raised, and exceeded our \$100 million commitment to Texas A&M’s \$4 billion campaign. Our organization today serves more than 500,000 former students worldwide and provides an annual impact of \$13.6 million to Texas A&M and the Aggie Network. We thank each and every former student for your support and involvement, with a special tip of the hat to the hundreds of volunteer leaders upon whom we rely to help us carry out our mission (see Pages 50-71).

For the remainder of 2019 and throughout 2020, The Association will continue working toward our goal of increasing A&M’s annual count of donors to 100,000 in order to allow greater support for programs, provide more resources and cultivate more experiences for the current and former students of Texas A&M.

CENTURY CLUB

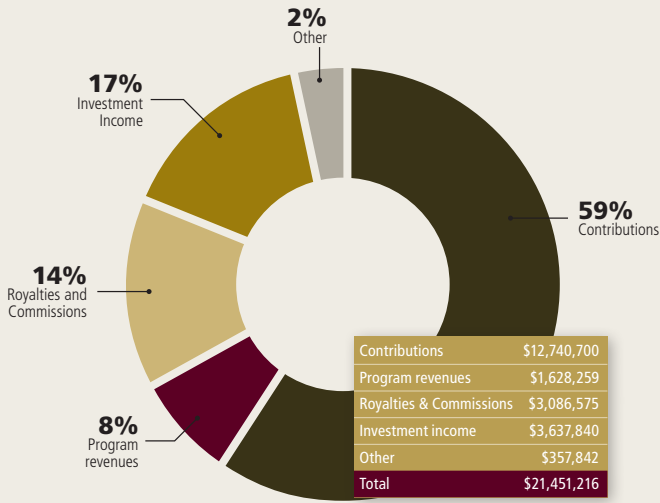
Chartered in 1965, the Century Club is the foundation for all giving to the university.

Through the Century Club, the promise of educational excellence is fulfilled, and the Aggie Spirit is passed on to the leaders of tomorrow.

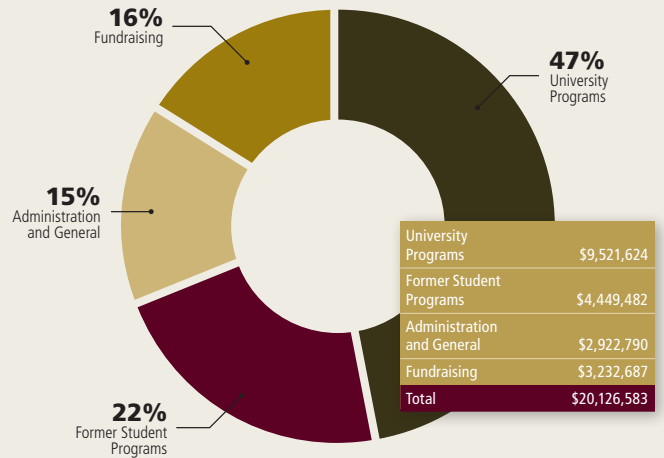
Century Club levels		Other Levels	
Bronze	\$100	General	\$1-\$49
Silver	\$250	Active	\$50-99
Gold	\$500		
Diamond	\$1,000		
Double Diamond	\$2,000		
Platinum	\$5,000		
Double Platinum	\$10,000		
Endowed	\$25,000		

To view the annual report online, visit tx.ag/AnnualReport

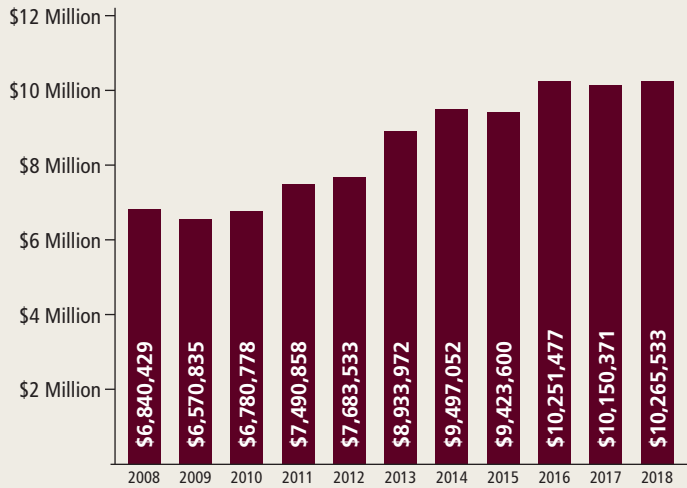
2018 Association Revenues



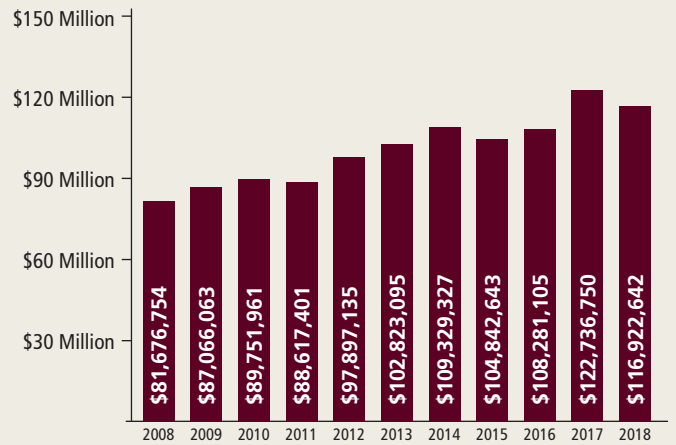
2018 Association Expenses




Annual Fund Totals



Total Assets



Donors By Level



Alumni Records

Degrees Issued Per College

College or Unit	Degrees Issued	Degree Holders	Total Living Degree Holders Per School	Total Mailable Degree Holders Per School	Donors
Agriculture & Life Sciences	85,473	78,545	68,974	64,866	8,896
Architecture	20,725	19,054	18,574	17,875	2,020
Arts and Sciences	8,481	8,373	3,867	3,216	1,122
Business Administration	70,186	63,049	61,957	59,730	8,033
Council of Deans	107	107	107	104	2
Dentistry	763	747	747	720	2
Education	50,151	47,569	46,317	44,540	4,710
Engineering	112,599	104,263	91,557	85,568	11,076
George Bush School of Govt & Public Service	1,694	1,694	1,693	1,634	113
General Studies	2	2	2	1	0
Geosciences	10,571	9,858	9,578	8,968	814
HSC Biomedical Science	12	12	12	12	0
HSC Graduate Studies	6	6	6	4	0

Some engineering degrees are classified in other fields of study.

College or Unit	Degrees Issued	Degree Holders	Total Living Degree Holders Per School	Total Mailable Degree Holders Per School	Donors
Liberal Arts	69,365	67,569	66,152	63,177	6,439
Medicine	2,097	1,865	1,848	1,738	74
Moody College of Marine Technology	137	133	132	123	9
Nursing	796	784	784	762	51
Pharmacy	450	450	450	437	10
Public Health	906	902	902	861	43
Qatar Campus	955	924	924	841	4
School of Law	1,006	1,006	1,004	993	40
Science	22,890	21,809	21,127	19,875	2,001
Special Programs (Medicine Unspecified)	50	50	49	43	4
TAMU Galveston	5,874	5,649	5,624	5,418	394
Texas Maritime Academy	1,661	1,660	1,556	1,417	124
Veterinary Medicine	24,457	19,643	17,884	17,021	1,661

Degree Holders by Graduation Decade

1870s	3
1880s	69
1890s	187
1900s	352
1910s	928

1920s	2,421
1930s	4,659
1940s	10,302
1950s	12,554
1960s	16,487

1970s	38,822
1980s	66,422
1990s	84,254
2000s	95,450
2010s	110,309

Number of degrees issued is greater than number of degree-holders because some students receive multiple degrees. Mailable degree holders per school are those with a valid address and are solicited. Those with multiple degrees are represented in all decades and/or schools in which they earned their degrees.



ON APRIL 21, 2018, AGGIES MUSTERED ABOARD A SOUTHWEST AIRLINES FLIGHT AS IT RETURNED TO TEXAS FROM WASHINGTON, D.C., AS PART OF AN HONOR FLIGHT FOR WORLD WAR II AND KOREAN WAR VETERANS. WATCH OUR SHORT FILM AT TX.AG/MUSTERINTHESKY.

2018 Mission Support and Services

Scholarships & Sponsorships

Association Scholarships	\$1,354,071
Scholarships (Freshmen, Transfer, Continuing, Vets)	740,000
National Merit Scholarships	300,000
Galveston Scholarships	50,000
Qatar Scholarships	10,000
Total	2,454,071

Academic & College Excellence

Faculty Programs, Development, New Faculty Orientation, Teaching Excellence	148,000
Graduate Student Research and Presentation Grants, Visiting Student Scholar	50,000
Honors, Learning Communities, Supplemental Instruction, Public Policy Internship Program	90,000
Aggieland Saturday, Transfer Information Day, International Student Welcome	70,000
Sea Aggies Learning Traditions, Campus Climate Success, Leaders and Achievers	35,000
Student Success Initiatives for Transformational Learning	150,000
College Excellence Discretionary Fund (Distributed to Colleges)	1,285,000
Total	1,828,000

Student Affairs Funding

Student Organizations Funding	125,000
Memorial Student Center Facility	25,000
Heritage Month Opening Events	8,000
Multicultural Services Programming with Cultural Councils	2,000
Mi Casa es Su Casa	1,000
Parson's Mounted Cavalry	10,000
Student Affairs Departments	40,000
Gaining Equal Access through Books on Tape and/or Electronic Textbooks	3,000
Texas Aggie Band Travel Fund (increased funding)	110,000
MSC Council Activities	15,000



2018 Mission Support and Services (continued)

Student Affairs Funding (continued)

Yell Leaders - Midnight Yell Security	\$ 30,000
LeaderShape Catalyst	8,000
Quality of Student Life	15,000
Student Assistance Fund	58,750
Student Leader Outreach	7,400
Aggie Muster	15,000
Amig@s Mentoring Program	3,000
Becky Gates Graduate Student Scholarship	18,000
Disability Awareness & Educational Programming	1,500
Live Streaming of Music Activities Concerts	6,000
TAMU Rise Conference	10,000
ROTC Departments	10,000
Corps of Cadets Fish Drill Team	10,000
Ross Volunteer Company	10,000
Mental Health Programming	14,950
Singing Cadet Outreach to Former Students and A&M Clubs	20,000
New Student Conferences in Español	1,000
Commandant Discretionary	32,000
Corps of Cadets Visitor Center	8,000
Warrior Scholar Project	10,000
ROTC Cadre Awards	2,400
	630,000

Association Projects

Kyle Field and Blue Bell Park Support	45,000
Gathright Scholar Awards	8,000
Buck Weirus Spirit Awards	16,000
Scholarships - Foundation Excellence Awards	62,500
Student Sponsorships	13,000
Career Services for Former Students	63,000
Public Relations	142,500
	350,000

Institutional Excellence

Texas A&M University Administrative Fund	73,000
Texas A&M University Fund for Excellence Enrichment	127,000
President's Leadership Fund	124,000
	324,000

Awards

Faculty & Staff Distinguished Achievement Awards and Visiting Scholar Awards	133,000
President's Meritorious Service Awards, Division Awards, Academic Affairs, Finance, Administration, Research, Student Affairs, IT, MarCom, HR	89,500
College Level Teaching Awards	85,000
Distinguished Grad Student Research & Teaching Awards	6,500
Outstanding International Former Student Award	4,000
	318,000

Association Programs In Support Of Mission And Services To Students, Faculty, Staff And Former Students

8,067,035

Total Association Mission Support

\$13,971,106

Total Association Mission Support And Services

Texas A&M University - Distributions	\$ 6,031,800
Texas A&M University - Program Support	3,489,824
Former Students	4,449,482
	\$13,971,106



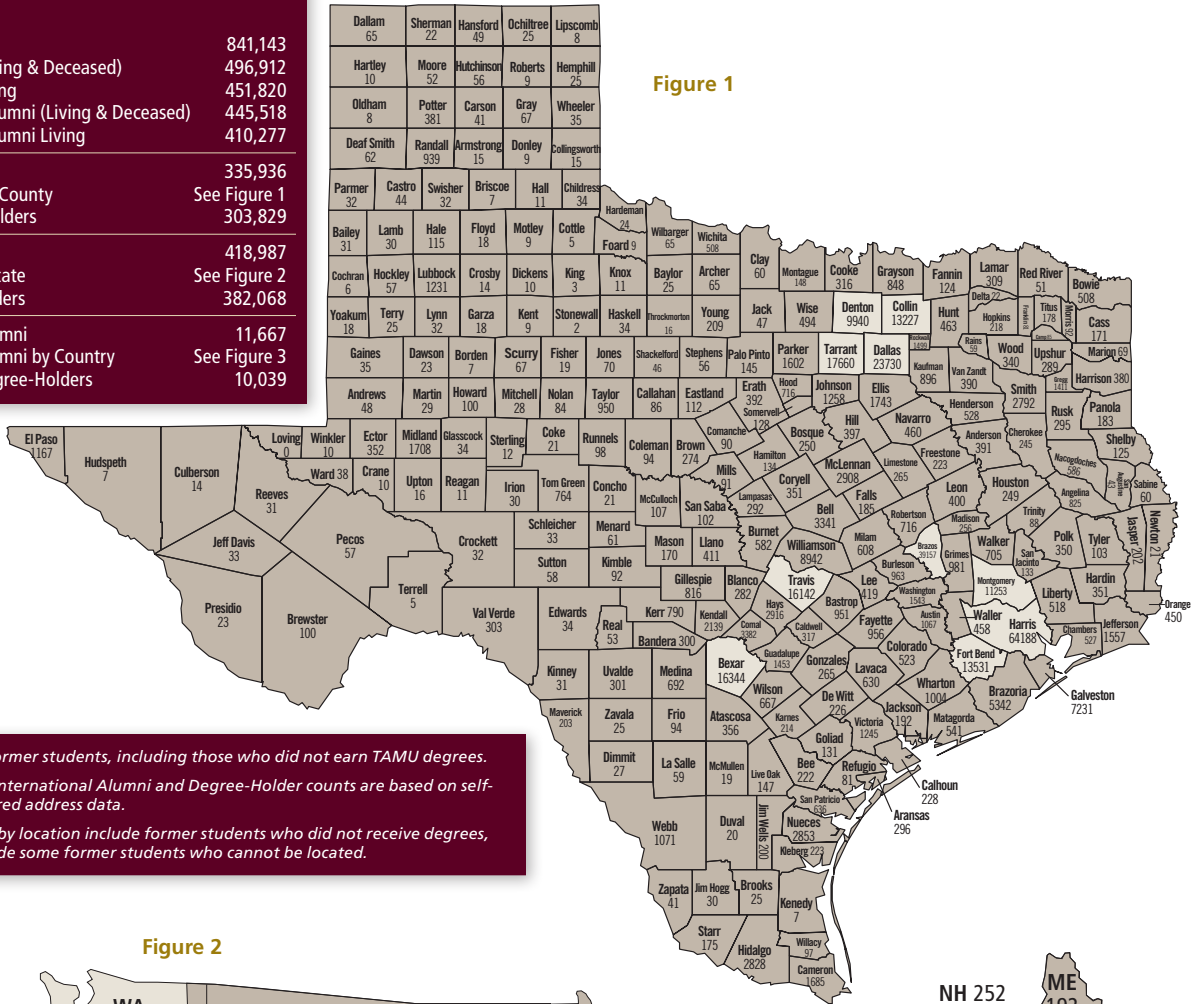
FOR PASS IT BACK DAY, OUR ANNUAL DAY OF GIVING, THE ASSOCIATION SET A GOAL OF REACHING 1,876 GIFTS IN 24 HOURS. THE FINAL TALLY: 2,222 GIFTS TOTALING \$297,093.14.



2018

Size of Database	841,143
Total Alumni (Living & Deceased)	496,912
Total Alumni Living	451,820
Total Degreed Alumni (Living & Deceased)	445,518
Total Degreed Alumni Living	410,277
Texas Alumni	335,936
Texas Alumni by County	See Figure 1
Texas Degree-Holder	303,829
U.S. Alumni	418,987
U.S. Alumni by State	See Figure 2
U.S. Degree-Holder	382,068
International Alumni	11,667
International Alumni by Country	See Figure 3
International Degree-Holder	10,039

Figure 1



Alumni are all former students, including those who did not earn TAMU degrees. Texas, U.S. and International Alumni and Degree-Holder counts are based on self-reported preferred address data. Maps of alumni by location include former students who did not receive degrees, but do not include some former students who cannot be located.

Figure 2

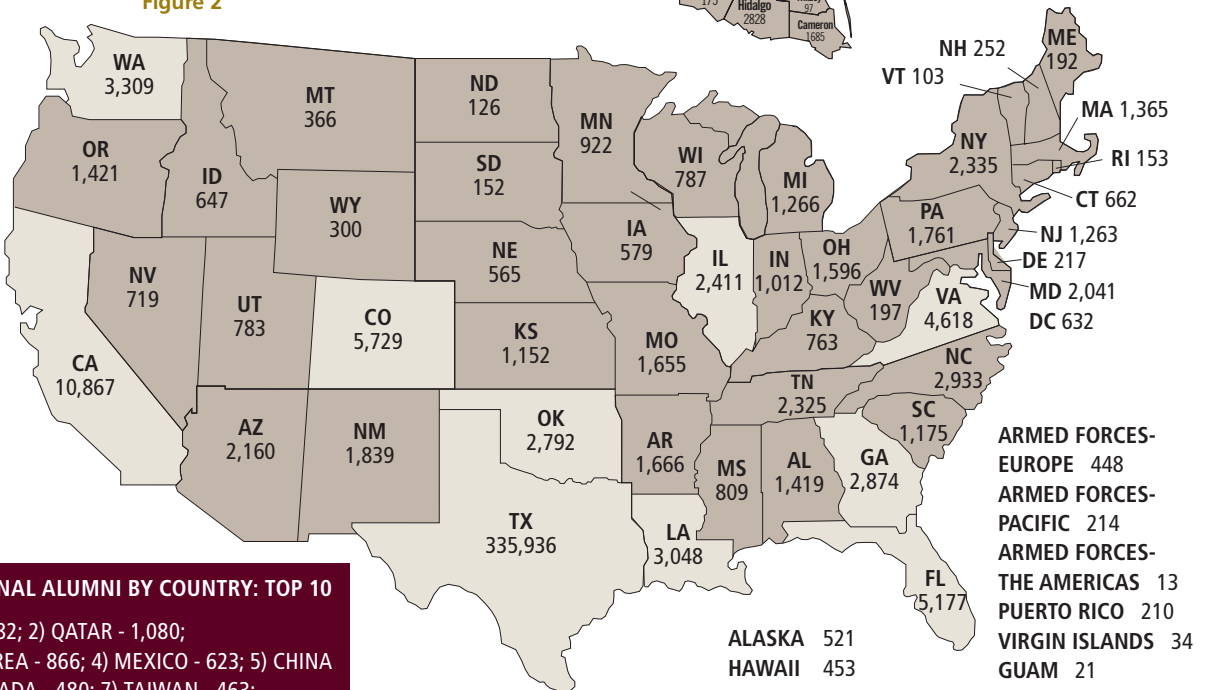


Figure 3

INTERNATIONAL ALUMNI BY COUNTRY: TOP 10

- 1) INDIA - 1,282; 2) QATAR - 1,080;
- 3) SOUTH KOREA - 866; 4) MEXICO - 623; 5) CHINA - 608;
- 6) CANADA - 480; 7) TAIWAN - 463;
- 8) SAUDI ARABIA - 356; 9) INDONESIA - 309;
- 10) THAILAND - 281

ALASKA 521
HAWAII 453

ARMED FORCES-EUROPE 448
ARMED FORCES-PACIFIC 214
ARMED FORCES-THE AMERICAS 13
PUERTO RICO 210
VIRGIN ISLANDS 34
GUAM 21
N. MARIANAS 2

2018 Annual Fund Class Giving Report¹

CLASS YEAR	CLASS MEMBERS ²	CURRENT YEAR DONORS ³	GIVING PERCENTAGE	TOTAL CLASS GIVING ⁴	CLASS YEAR	CLASS MEMBERS ²	CURRENT YEAR DONORS ³	GIVING PERCENTAGE	TOTAL CLASS GIVING ⁴
1933	8	0	0	\$5,648	1978	4,741	923	19%	\$230,050
1934	6	0	0	\$3,421	1979	5,268	1,030	20%	\$239,987
1935	5	0	0	\$1,386	1980	5,638	1,036	18%	\$269,612
1936	4	1	25%	\$2,371	1981	5,309	998	19%	\$253,102
1937	4	0	0	\$3,300	1982	5,684	993	17%	\$238,299
1938	12	1	8%	\$4,083	1983	6,033	983	16%	\$210,204
1939	26	0	0	\$2,775	1984	6,423	984	15%	\$209,999
1940	17	0	0	\$6,980	1985	6,755	1,020	15%	\$219,149
1941	37	1	3%	\$3,638	1986	6,527	1,025	16%	\$214,428
1942	64	9	14%	\$10,883	1987	6,394	974	15%	\$185,206
1943	83	14	17%	\$15,916	1988	6,412	950	15%	\$190,599
1944	107	15	14%	\$11,185	1989	6,689	1,000	15%	\$225,057
1945	103	25	24%	\$18,771	1990	7,302	1,028	14%	\$184,848
1946	137	35	26%	\$18,259	1991	7,911	1,177	15%	\$214,145
1947	138	40	29%	\$17,954	1992	7,879	1,101	14%	\$195,097
1948	150	40	27%	\$20,488	1993	8,258	1,106	13%	\$195,102
1949	282	77	27%	\$36,556	1994	8,320	1,035	12%	\$184,007
1950	353	113	32%	\$42,717	1995	8,109	1,020	13%	\$185,123
1951	318	107	34%	\$51,131	1996	8,139	882	11%	\$154,746
1952	372	131	35%	\$61,068	1997	8,414	933	11%	\$162,433
1953	368	142	39%	\$51,875	1998	8,178	837	10%	\$139,951
1954	415	145	35%	\$54,812	1999	8,254	840	10%	\$138,869
1955	505	186	37%	\$69,634	2000	8,482	854	10%	\$136,335
1956	428	146	34%	\$41,338	2001	8,585	816	10%	\$114,541
1957	586	223	38%	\$70,498	2002	9,850	857	9%	\$141,480
1958	687	245	36%	\$78,042	2003	9,299	827	9%	\$131,588
1959	709	252	36%	\$82,736	2004	9,364	804	9%	\$128,196
1960	724	261	36%	\$85,490	2005	9,441	767	8%	\$105,850
1961	722	275	38%	\$93,149	2006	9,961	752	8%	\$103,331
1962	813	281	35%	\$81,333	2007	10,409	771	7%	\$100,704
1963	857	273	32%	\$80,936	2008	11,830	765	6%	\$100,628
1964	1,045	339	32%	\$81,868	2009	12,548	684	5%	\$91,875
1965	1,127	341	30%	\$80,990	2010	12,192	745	6%	\$102,662
1966	1,244	328	26%	\$92,290	2011	12,067	796	7%	\$94,524
1967	1,174	323	28%	\$90,975	2012	11,841	880	7%	\$107,541
1968	1,432	386	27%	\$103,291	2013	14,485	944	7%	\$111,069
1969	1,712	459	27%	\$120,988	2014	14,690	1,067	7%	\$118,004
1970	2,241	491	22%	\$118,466	2015	16,016	1,366	9%	\$132,936
1971	1,920	482	25%	\$110,255	2016	15,975	1,522	10%	\$131,806
1972	2,149	537	25%	\$125,334	2017	16,777	1,470	9%	\$116,792
1973	2,465	522	21%	\$115,075	2018	15,687	1,114	7%	\$59,162
1974	2,890	565	20%	\$141,877	2019	4,181	171	4%	\$7,925
1975	3,147	566	18%	\$117,697	2020	1,083	5	<1%	\$125
1976	3,949	710	18%	\$182,628	2021	140	3	2%	\$2,653
1977	4,041	749	19%	\$174,510	2022	15	2	13%	\$270

¹ All figures reflect Association records as of Dec. 31, 2018.² Living former students with valid mailing address on file.³ Annual Fund donors who gave a minimum of \$1 in calendar year 2018; includes new Endowed Century Club donors but excludes other endowed donors.⁴ Total Annual Fund Class giving amount for 2018. Total for all Classes does not equal total contributions because this page only reflects gifts from individual class members and not total gifts received by The Association.

**THE ASSOCIATION OF FORMER STUDENTS
OF TEXAS A&M UNIVERSITY**

STATEMENTS OF FINANCIAL POSITION
DECEMBER 31, 2018 AND 2017

Assets	2018	2017
Current assets:		
Cash and cash equivalents	\$ 5,647,174	\$ 7,651,075
Funds held in agency accounts for academic projects	853,397	394,259
Accounts receivable	1,395,043	1,332,638
Prepaid expenses	466,144	418,837
Contributions receivable	1,226,512	1,200,194
Contributions receivable, endowments	955,127	1,034,040
Investments	2,073,142	4,107,006
Total current assets	12,616,539	16,138,049
Accounts receivable	1,441,667	1,677,500
Contributions receivable	587,425	569,199
Investments	44,819,714	49,078,274
Advances to Texas A&M Student Financial Aid Office	705,891	718,872
Building, net	9,687,447	10,287,966
Furniture and equipment, net	550,317	925,690
Art and collectibles	498,275	498,275
Other assets	70,960	67,809
Endowments:		
Contributions receivable	1,179,559	1,242,238
Investments	44,764,848	41,532,878
Total assets	\$116,922,642	\$122,736,750
Liabilities		
Current liabilities:		
Accounts payable	\$ 1,135,762	\$ 816,209
Accrued liabilities	346,073	125,400
Deposits on Ring orders	227,922	260,541
Provisions for continuing projects	3,013,646	2,959,730
Deferred revenue	1,148,571	995,834
Total current liabilities	5,871,974	5,157,714
Contribution payable	25,000	-
Other liabilities	660,133	800,000
Deferred revenue	1,595,000	1,973,334
Total liabilities	8,152,107	7,931,048
Net assets		
Without donor restrictions:		
Undesignated	4,153,867	5,490,480
Designated by the Board for reserves	5,851,358	6,387,206
Designated by the Board for endowed scholarships	2,697,537	3,323,335
Designated by the Board for future periods	1,712,002	1,525,327
Designated by the Board for purpose	2,968,840	3,214,326
Designated by the Board for operating fund	14,101,767	16,907,451
Clayton W. Williams, Jr. Center Funds	10,539,116	11,620,373
Total without donor restrictions	42,024,487	48,468,498
With donor restrictions:		
Perpetual in nature	46,745,750	43,487,763
Purpose restrictions	16,789,080	19,447,474
Time-restricted for future periods	3,556,171	3,401,971
Underwater endowments	(344,953)	(4)
Total with donor restrictions	66,746,048	66,337,204
Total net assets	108,770,535	114,805,702
Total liabilities and net assets	\$116,922,642	\$122,736,750

These financial statements are drawn from The Association's audit recently conducted by the independent accounting firm BKD LLP. The Association will supply copies of the complete audit report upon request.

THE ASSOCIATION OF FORMER STUDENTS OF TEXAS A&M UNIVERSITY

STATEMENT OF ACTIVITIES
YEAR ENDED DECEMBER 31, 2018

	Without Donor Restrictions	With Donor Restrictions	Total
Revenue, gains and other support			
Contributions	\$ 8,442,042	\$ 4,298,658	\$ 12,740,700
Net investment income	2,195,047	1,442,793	3,637,840
Program revenues:			-
Advertising	327,063	-	327,063
Travel program	593,056	-	593,056
Reunions	262,253	-	262,253
Distinguished Alumni Gala	445,887	-	445,887
Royalty and commissions	3,086,575	-	3,086,575
Service fees	191,386	-	191,386
Other	159,613	6,843	166,456
Net assets released from restrictions:			-
Satisfaction of program restrictions	1,399,242	(1,399,242)	-
Expiration of time restrictions	874,023	(874,023)	-
Total revenues, gains and other support	\$17,976,187	\$ 3,475,029	\$ 21,451,216
Expenses			
Program services:			
Distributions to or for Texas A&M University:			
Scholarships	\$ 2,582,121	\$ -	\$ 2,582,121
Colleges, departments, and other	3,449,679	-	3,449,679
Total distributions	6,031,800	-	6,031,800
Mission support to Texas A&M University	2,673,679	-	2,673,679
Mission support to the AggieNetwork	3,414,984	-	3,414,984
Other Association programs:			
Clayton W. Williams Jr. Alumni Center	1,223,605	-	1,223,605
Texas Aggie Magazine	627,038	-	627,038
Total program expenses	13,971,106	-	13,971,106
Supporting services:			
Management and general	2,922,790	-	2,922,790
Fundraising	3,232,687	-	3,232,687
Total support services	6,155,477	-	6,155,477
Total expenses	20,126,583	-	20,126,583
Change in Net Assets	(2,150,396)	3,475,029	1,324,633
Net Unrealized and Realized Loss on Investments	4,293,615	3,066,185	7,359,800
Total Change in Net Assets	(6,444,011)	408,844	(6,035,167)
Net Assets, Beginning of Year	48,468,498	66,337,204	114,805,702
Net Assets, End of Year	\$42,024,487	\$66,746,048	\$108,770,535

These financial statements are drawn from The Association's audit recently conducted by the independent accounting firm BKD LLP. The Association will supply copies of the complete audit report upon request.