

# YOUR IMPACT ON TEXAS A&M

The founding charter of 1925 stated that The Association of Former Students is formed for “the support of benevolent, charitable and educational undertakings by extending financial and other aid to students of Texas A&M University; by promoting social, literary and scientific pursuits; by perpetuating and strengthening the ties of affection and esteem formed in university or college days; by promoting the interests and welfare of Texas A&M University and education generally in the State of Texas.”

When you give to The Association, you are combining your gift with the power of tens of thousands of donors worldwide. Those funds ensure that the Aggie Spirit will be nurtured through programs like Aggie Ring Day and New Student Orientation; preserved through traditions such as Aggie Muster; and shared by Aggies everywhere through 242 A&M Clubs in every corner of the world. Indeed, the Aggie Network has a positive influence on every student who walks the Texas A&M campus.

## The Association of Former Students

The Association of Former Students traces its origin to the Ex-Cadets Association formed in 1879 and later to the A&M Alumni Association and Alpha Phi Fraternity. In 1919, a coalition was formed and adopted the name “The Association of Former Students.” Since 1879 much has changed in organization and details, but the fundamental mission of The Association remains the same:

- Strengthen The Association of Former Students.
- Promote the interests and welfare of Texas A&M University.
- Perpetuate ties of affection and esteem formed in university or college days.
- Serve the Student Body.



## Century Club

Chartered in 1965, the Century Club is the foundation for all giving to the University.

Through the Century Club, the promise of educational excellence will be fulfilled, and the Aggie Spirit will be passed on to the leaders of tomorrow.

Century Club Levels include:

Bronze	\$100
Silver	\$250
Gold	\$500
Diamond	\$1,000
Double Diamond	\$2,000
Platinum	\$5,000
Double Platinum	\$10,000
Endowed Century Club	\$25,000

Endowed Century Club status is attained with a gift of \$25,000. Endowed gifts may be given over a period of five years.

To view an expanded version of this annual report, visit [tx.ag/AnnualReport](http://tx.ag/AnnualReport).

# 2011 ANNUAL REPORT

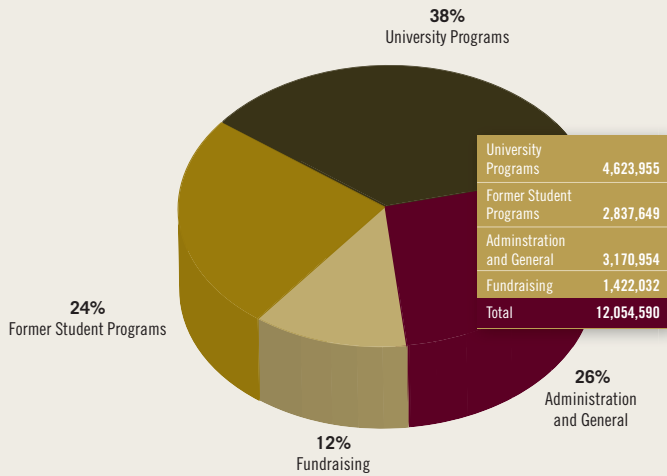
## 2011 Annual Fund Class Giving Report

CLASS YEAR	CLASS MEMBERS <sup>1</sup>	DONORS	GIVING PERCENTAGE	CENTURY CLUB MEMBERS	TOTAL CLASS GIVING	CLASS YEAR	CLASS MEMBERS <sup>1</sup>	DONORS	GIVING PERCENTAGE	CENTURY CLUB MEMBERS	TOTAL CLASS GIVING
1932	10	1	10%	4	\$100	1974	3,032	676	22%	644	\$99,343
1933	21	5	24%	9	\$850	1975	3,301	706	21%	645	\$96,241
1934	13	1	8%	5	\$100	1976	4,199	856	20%	840	\$127,275
1935	14	3	21%	3	\$235	1977	4,257	884	21%	843	\$134,430
1936	18	0	0%	3	\$0	1978	4,864	1,012	21%	965	\$154,000
1937	30	7	23%	8	\$610	1979	5,372	1,153	21%	1,116	\$167,177
1938	65	9	14%	11	\$1,525	1980	5,742	1,187	21%	1,143	\$166,953
1939	94	18	19%	19	\$2,500	1981	5,452	1,108	20%	1,081	\$157,470
1940	111	26	23%	28	\$3,245	1982	5,801	1,126	19%	1,077	\$151,729
1941	164	48	29%	46	\$6,899	1983	6,181	1,054	17%	1,005	\$134,919
1942	234	83	35%	86	\$13,780	1984	6,506	1,023	16%	978	\$138,196
1943	272	85	31%	91	\$15,615	1985	6,842	1,077	16%	1,040	\$141,543
1944	323	114	35%	110	\$19,650	1986	6,716	1,023	15%	993	\$135,342
1945	368	148	40%	140	\$22,955	1987	6,422	910	14%	878	\$117,762
1946	381	142	37%	132	\$20,140	1988	6,557	890	14%	880	\$114,647
1947	379	154	41%	147	\$28,485	1989	6,709	941	14%	887	\$120,492
1948	383	156	41%	142	\$33,404	1990	7,318	964	13%	960	\$126,793
1949	598	245	41%	232	\$40,837	1991	8,076	1,050	13%	1,018	\$123,782
1950	744	317	43%	277	\$56,296	1992	7,947	927	12%	910	\$112,846
1951	603	247	41%	232	\$42,018	1993	8,321	926	11%	898	\$124,859
1952	651	311	48%	288	\$55,867	1994	8,373	918	11%	885	\$107,465
1953	628	310	49%	293	\$60,735	1995	8,118	874	11%	842	\$98,874
1954	629	289	46%	270	\$46,368	1996	8,163	803	10%	782	\$92,199
1955	731	353	48%	323	\$59,256	1997	8,415	806	10%	756	\$117,592
1956	639	261	41%	259	\$44,460	1998	8,183	749	9%	727	\$89,228
1957	797	348	44%	327	\$69,269	1999	8,261	752	9%	719	\$80,925
1958	913	355	39%	345	\$58,569	2000	8,499	685	8%	649	\$78,145
1959	947	353	37%	347	\$55,149	2001	8,611	633	7%	582	\$73,674
1960	892	376	42%	338	\$64,625	2002	9,922	721	7%	687	\$78,446
1961	883	349	40%	334	\$56,743	2003	9,368	697	7%	644	\$73,641
1962	942	357	38%	336	\$58,333	2004	9,431	663	7%	641	\$69,147
1963	1,003	379	38%	359	\$65,663	2005	9,517	737	8%	707	\$76,409
1964	1,140	395	35%	364	\$62,216	2006	10,032	676	7%	669	\$72,977
1965	1,281	435	34%	406	\$67,610	2007	10,507	700	7%	691	\$69,691
1966	1,321	392	30%	392	\$62,080	2008	11,857	698	6%	733	\$62,728
1967	1,258	378	30%	348	\$64,285	2009	12,374	712	6%	792	\$51,243
1968	1,528	444	29%	414	\$83,845	2010	11,310	829	7%	1,001	\$54,442
1969	1,849	535	29%	513	\$87,563	2011	9,362	621	7%	911	\$35,475
1970	2,346	564	24%	539	\$96,186	2012	1,291	40	3%	66	\$2,112
1971	2,085	573	27%	547	\$95,539	2013	1,671	3	0%	4	\$225
1972	2,229	600	27%	543	\$95,204	2014	379	0	0%	0	\$0
1973	2,592	575	22%	533	\$90,261	2015	15	0	0%	0	\$0
						FRIENDS	4,652	1,029	22%	1,132	\$136,663

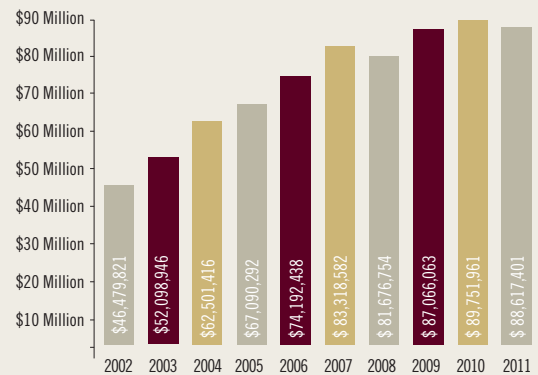
<sup>1</sup> All figures reflect Association records as of Dec. 31, 2011.

<sup>2</sup> Total giving for all Classes does not equal total Annual Fund giving (Page 62) because this page reflects gifts from individual Class members and not total gifts received by The Association.

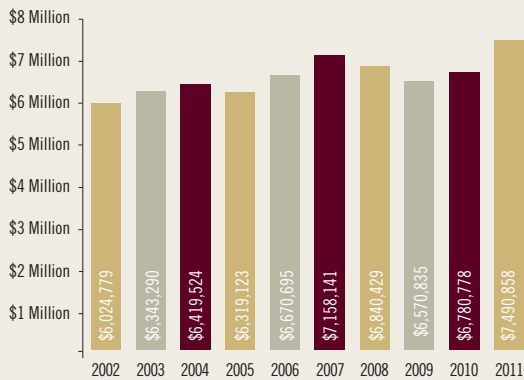
## 2011 Operating Expenses



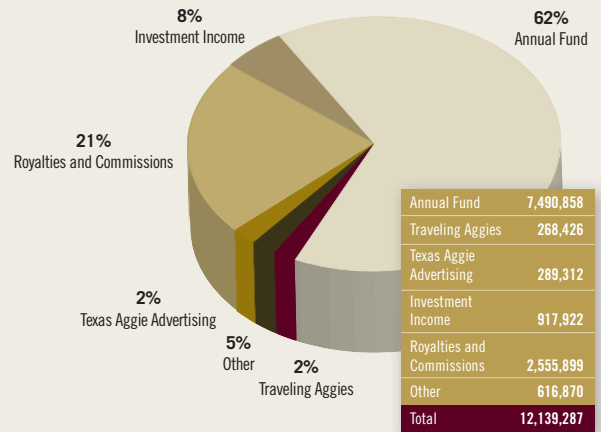
## Total Assets



## Annual Fund Totals



## 2011 Operating Revenue Sources



## Century Club Donors by Level



**Bronze**  
33,281



**Silver**  
5,537



**Gold**  
2,457



**Diamond**  
1,101



**Double Diamond**  
256



**Platinum**  
29



**Double Platinum**  
12



**Endowed Century Club**  
956

## 2011 Summary Of Impact

**SCHOLARSHIPS AND FELLOWSHIPS**

Freshman Scholarships	\$ 337,500
National Merit Sponsorships	300,000
Academic Excellence Awards	165,000
Transfer Student Scholarships	55,000
Aggie Leader Scholarships	25,000
Veterans Scholarships	15,000
High Impact Scholarships	105,000
Graduate Fellowships	27,500
Galveston Scholarships	50,000
Qatar Scholarships	10,000
Staff Scholarships	25,000
	<u>\$ 1,115,000</u>

**STUDENT RECRUITMENT AND ORIENTATION**

Graduate Student Recruiting Program - Travel Grant	\$ 6,000
Freshman Convocation	10,000
Outreach Programs	6,000
Corregidor Aggie Memorial	3,500
International Student Welcome Event	1,000
Aggie Updates, Aggieland Saturday, Transfer InformationDay, Aggie VIP, Recruitment / Outreach Events	90,000
	<u>\$ 116,500</u>

**STUDENT SUCCESS**

Graduate Student Research and Presentation Grants	\$ 20,000
Career Services Center for Students	10,000
Aggie Honor System	5,000
Honor Programs	49,000
Aspire and Century Scholars Retention Programs	10,000
Supplemental Instruction / Center for Academic Enhancement	40,000
Public Policy Internship Program	3,000
Learning Communities in General Academic Programs	20,000
Professional School Advising Program	40,000
Innovative Transfer Student Success Programs	15,000
Integrative Curricular Programs Designed for Student Veterans' Success	10,000
High Impact Through Curriculum Redeign	30,000
SALT: Sea Aggies Learning Traditions	17,500
Leaders and Achievers	12,500
STARS: Summer Training in Ag and Related Sciences (Target K-12 students)	5,000
Engineering Projects in Community Services (Community outreach)	2,000
Physics Festival (Community outreach)	3,000
Expanding Your Horizons (Target K-12 Students)	1,500
Texas Science Olympiad (Target K-12 students)	3,500
Quality Enhancement Plan	157,500
	<u>\$ 454,500</u>

**STUDENT AFFAIRS**

Student Organizations Funding	\$ 125,000
Leadershape	10,000
National Night Out	1,000
University Apartments Community Cookout	800
Spencer Leadership Conference	2,000
Gaining Equal Access through Books on Tape and/or Electronic Textbooks	4,000
Student Assistance Fund	58,750
Quality of Student Life	15,000
Student Leader Outreach	7,400
Aggie Muster	15,250
Singing Cadet Outreach to Former Students and A&M Clubs	25,000
Texas Aggie Band Travel Fund	90,000
Corps of Cadets Visitor Center	6,000
ROTC Cadre Awards	2,400
ROTC Departments	8,000
Parsons Mounted Cavalry	10,000
Memorial Student Center Facility	25,000
Aggies Reaching Out - MSC Lead	15,000
Medals: Maximizing Educational Development through Academic & Leadership Skills	8,000
New Student Conferences in Espanol	4,000
Heritage Month Opening Events	8,000
Mi Casa Es Su Casa	3,000
Fusion Fiesta	4,000
Student Conference on Latino Affairs (SCOLA)	10,000
Diversa - Tees	500
Greek Life/NPHC Men's Leadership Program	3,000
Student Affairs Departments	40,000

“On days when I am feeling overwhelmed, exhausted by homework or stressed about tests, I remember that I’m not a quitter, that I’m an Aggie who has an incredible support system in her college and an Association of Former Students who once stood in my shoes. And with The Association behind me, this Aggie will not fail.”

Debbie Panzica '15,  
Transfer Student Scholarship recipient







“At all times, I will remember this day and will try my best to live the Aggie Core Values of excellence, integrity, leadership, respect, loyalty and selfless-service.”

Archana Gawde '13,  
Aggie Core Values Award recipient

MSC Council Activities	15,000
Commandant Discretionary	32,000
	<u>\$ 548,100</u>

#### FACULTY ORIENTATION AND SUCCESS

Center for Teaching Excellence	\$ 35,000
Supporting Faculty Learning Communities	42,000
Faculty Development and Enhancement	147,000
New Faculty Orientation	3,000
	<u>\$ 227,000</u>

#### AWARDS

Faculty & Staff Distinguished Achievement Awards	\$ 123,000
President's Meritorious Service Awards	26,000
Division Awards	27,000
College Level Teaching Awards	69,000
Distinguished Graduate Student Research & Teaching Awards	6,500
Outstanding International Former Student Award	4,000
	<u>\$ 255,500</u>

#### EXCELLENCE SUPPORT

Administration Enrichment Fund	\$ 146,400
Texas A&M University Administrative Fund	100,000
Texas A&M University Fund for Excellence	127,000
Faculty / Student Funds	10,000
	<u>\$ 383,400</u>

#### ASSOCIATION PROJECTS

Career Services for Former Students	\$ 63,000
Public Relations	43,500
Scholarships - Bank of America	102,000
Student Recognition Program	16,000
Scholarships - Foundation Excellence Awards	62,500
Student Sponsorships	13,000
	<u>\$ 300,000</u>

#### UNRESTRICTED ASSOCIATION SUPPORT

Student Impact	\$ 868,332
University Impact	418,623
Former Student Impact	2,723,334
	<u>\$ 4,010,289</u>

#### RESTRICTED SUPPORT

Endowed Scholarships	\$ 713,156
Class Projects	50,457
Clayton W. Williams, Jr. Alumni Center	1,270,321
Other	57,660
	<u>\$ 2,091,594</u>

**TOTAL PROGRAM IMPACT** \$ 9,501,883

**STUDENT IMPACT - SHORT TERM STUDENT FINANCIAL AID LOANS** 813,798

**TOTAL ASSOCIATION IMPACT** \$ 10,315,681

## Alumni Records

### Degrees Issued Per School

School	# of Degrees	Living Degree Holders	Donors	Donor %
Agriculture & Life Sciences	70,348	56,953	7,936	14%
Architecture	16,186	14,508	1,636	11%
Arts and Sciences	8,469	5,174	1,814	35%
Business Administration	56,374	50,779	7,129	14%
Council of Deans	106	106	1	1%
Education	36,601	33,978	3,542	10%
Engineering	91,897	75,517	11,451	15%
G Bush Sch of Govt & Public Sv	669	669	22	3%
Geosciences	8,263	7,525	695	9%

School	# of Degrees	Living Degree Holders	Donors	Donor %
Liberal Arts	53,161	50,824	4,872	10%
Medicine	966	770	64	8%
Moody College of Marine Technology	138	132	6	5%
Qatar Campus	208	208	0	0%
Science	18,113	16,778	1,767	11%
Special Programs (Medicine Unspecified)	50	50	1	2%
TAMU Galveston	2,929	2,871	163	6%
Texas Maritime Academy	1,662	1,598	134	8%
Veterinary Medicine	20,508	14,868	1,561	10%

### Degree Holders by Graduation Decade

1870s	3
1880s	69
1890s	187
1900s	352
1910s	928
1920s	2,421
1930s	4,657
1940s	10,299
1950s	12,530
1960s	16,480
1970s	38,816
1980s	66,385
1990s	84,097
2000s	94,601
2010s	17,365

Definitions: Alumni are all former students, including those who did not earn TAMU degrees. Members with multiple degrees are represented in all decades and/or schools in which they earned their degrees. Texas, U.S. and international alumni and degree-holder counts are based on self-reported preferred address data. Number of degrees issued is greater than number of degree-holders because some students receive multiple degrees. Maps of alumni by location include former students who did not receive degrees, but do not include some former students who cannot be located.

As of 12/31/2011

Size of Database	556,369
Total Alumni (Living & Deceased)	379,969
Texas Alumni	250,796
Texas Alumni by County	See Figure 1
Texas Degree-Holders	236,034

U.S. Alumni	317,409
U.S. Alumni by State	See Figure 2
U.S. Degree-Holders	300,495

International Alumni	9,738
International Alumni by Country	See Figure 3
International Degree-Holders	8,895

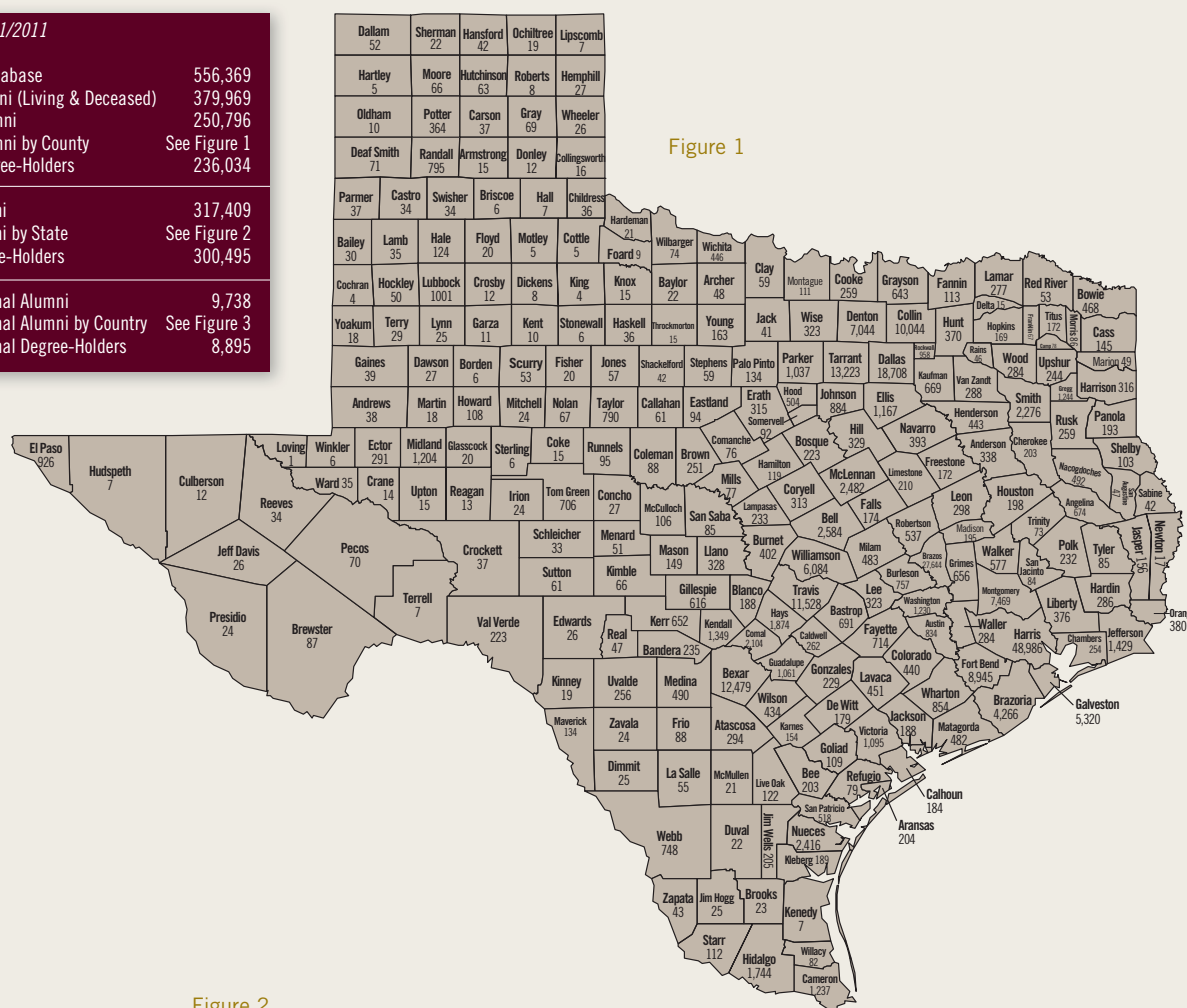


Figure 2

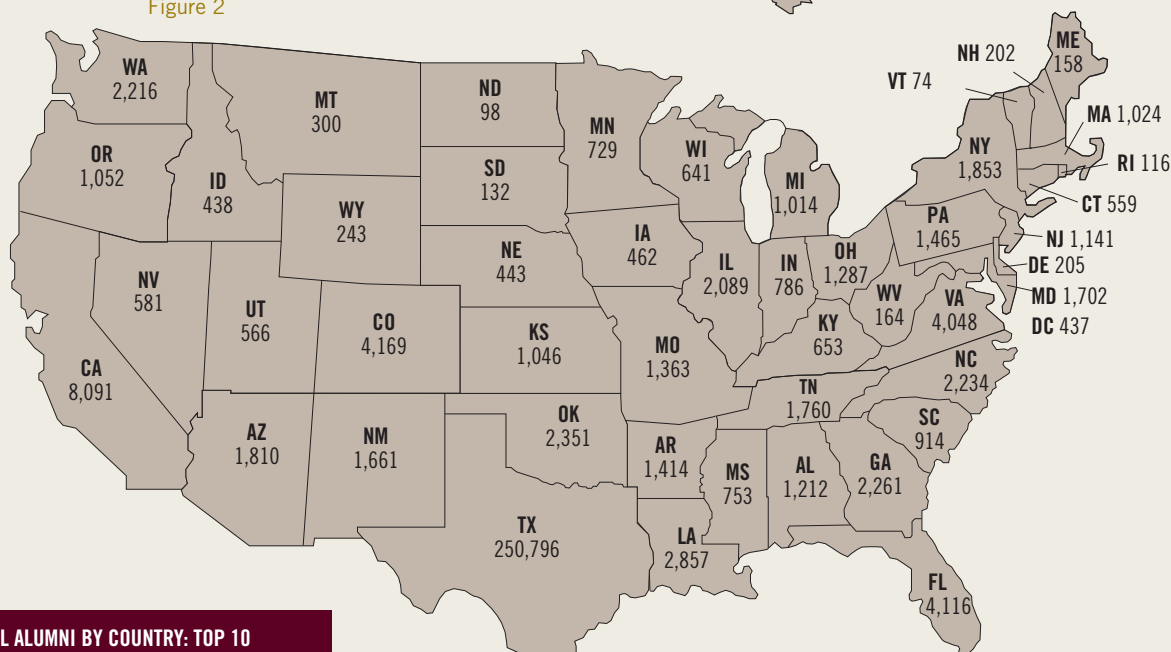


Figure 3

## INTERNATIONAL ALUMNI BY COUNTRY: TOP 10

- 1) INDIA - 1,309; 2) SOUTH KOREA - 765;  
3) MEXICO - 596; 4) CHINA - 537; 5) TAIWAN - 430;  
6) CANADA - 372; 7) INDONESIA - 295;  
8) QATAR - 271; 9) THAILAND - 269; 10) FRANCE - 214

ALASKA	456
HAWAII	387
MILITARY, TERRITORIES, & OTHERS	880



“The Association of Former Students helps Aggies stay connected to Texas A&M throughout our lives and provides financial resources back to Texas A&M and its students so we can continue to educate future generations of Aggies.”

Jorge A. Bermudez '73,  
2011 Chair of the Board,  
The Association of Former Students

## 2011 Direct Support to Texas A&M University

### I SCHOLARSHIPS AND FELLOWSHIPS

Freshman Scholarships	\$ 337,500
National Merit Sponsorships	300,000
Academic Excellence Awards	165,000
Transfer Student Scholarships	55,000
Aggie Leader Scholarships	25,000
Veterans Scholarships	15,000
High Impact Scholarships	105,000
Graduate Fellowships	27,500
Galveston Scholarships	50,000
Qatar Scholarships	10,000
Staff Scholarships	25,000
	<b>\$ 1,115,000</b>

### II STUDENT RECRUITMENT AND ORIENTATION

Graduate Student Recruiting Program - Travel Grant	\$ 6,000
Freshman Convocation	10,000
Outreach Programs	6,000
Corregidor Aggie Memorial	3,500
International Student Welcome Event	1,000
Aggie Updates, Aggieland Saturday, Transfer Information Day, Aggie VIP, Recruitment / Outreach Events	90,000
	<b>\$ 116,500</b>

### III STUDENT SUCCESS

Graduate Student Research and Presentation Grants	\$ 20,000
Career Services Center for Students	10,000
Aggie Honor System	5,000
Honor Programs	49,000
Aspire and Century Scholars Retention Programs	10,000
Supplemental Instruction / Center for Academic Enhancement	40,000
Public Policy Internship Program	3,000
Learning Communities in General Academic Programs	20,000
Professional School Advising Program	40,000
Innovative Transfer Student Success Programs	15,000
Integrative Curricular Programs Designed for Student Veterans' Success	10,000
High Impact Through Curriculum Redesign	30,000
SALT: Sea Aggies Learning Traditions	17,500
Leaders and Achievers	12,500
STARS: Summer Training in Ag and Related Sciences (Target K-12 students)	5,000
Engineering Projects in Community Services (Community outreach)	2,000
Physics Festival (Community outreach)	3,000
Expanding Your Horizons (Target K-12 Students)	1,500
Texas Science Olympiad (Target K-12 students)	3,500
Quality Enhancement Plan	157,500
	<b>\$ 454,500</b>

### IV STUDENT AFFAIRS

Student Organizations Funding	\$ 125,000
Leadershape	10,000
National Night Out	1,000
University Apartments Community Cookout	800
Spencer Leadership Conference	2,000
Gaining Equal Access through Books on Tape and/or Electronic Textbooks	4,000
Student Assistance Fund	58,750
Quality of Student Life	15,000
Student Leader Outreach	7,400

Aggie Muster	15,250
Singing Cadet Outreach to Former Students and A&M Clubs	25,000
Texas Aggie Band Travel Fund	90,000
Corps of Cadets Visitor Center	6,000
ROTC Cadre Awards	2,400
ROTC Departments	8,000
Parsons Mounted Cavalry	10,000
Memorial Student Center Facility	25,000
Aggies Reaching Out - MSC Lead	15,000
Medals: Maximizing Educational Development through Academic & Leadership Skills	8,000
New Student Conferences in Espanol	4,000
Heritage Month Opening Events	8,000
Mi Casa Es Su Casa	3,000
Fusion Fiesta	4,000
Student Conference on Latino Affairs (SCOLA)	10,000
Diversa - Tees	500
Greek Life/NPHC Men's Leadership Program	3,000
Student Affairs Departments	40,000
MSC Council Activities	15,000
Commandant Discretionary	32,000
	<b>\$ 548,100</b>

#### V FACULTY ORIENTATION AND SUCCESS

Center for Teaching Excellence	\$ 35,000
Supporting Faculty Learning Communities	42,000
Faculty Development and Enhancement	147,000
New Faculty Orientation	3,000
	<b>\$ 227,000</b>

#### VI AWARDS

Faculty & Staff Distinguished Achievement Awards	\$ 123,000
President's Meritorious Service Awards	26,000
Division Awards	27,000
College Level Teaching Awards	69,000
Distinguished Graduate Student Research & Teaching Awards	6,500
Outstanding International Former Student Award	4,000
	<b>\$ 255,500</b>

#### VII EXCELLENCE SUPPORT

Administration Enrichment Fund	\$ 146,400
Texas A&M University Administrative Fund	100,000
Texas A&M University Fund for Excellence	127,000
Faculty / Student Funds	10,000
	<b>\$ 383,400</b>

#### VIII ASSOCIATION PROJECTS

Career Services for Former Students	\$ 63,000
Public Relations	43,500
Scholarships - Bank of America	102,000
Student Recognition Program	16,000
Scholarships - Foundation Excellence Awards	62,500
Student Sponsorships	13,000
	<b>\$ 300,000</b>

#### IX RESTRICTED SUPPORT

Endowed Scholarships	\$ 713,156
Student Financial Aid - Short Term Loans	28,766
Class Projects	50,457
	<b>\$ 792,379</b>

**TOTAL DIRECT SUPPORT TO TEXAS A&M UNIVERSITY \$ 4,192,379**

“We are a family of individuals—the sum of the parts, greater than the parts—who are defined not by wins or losses or issues of the day, but by our character, our determination and our uncommon loyalty and devotion to our alma mater.”

Porter S. Garner III '79,  
President & CEO,  
The Association of Former Students





# The Association of Former Students of Texas A&M University

STATEMENTS OF FINANCIAL POSITION  
DECEMBER 31, 2011 AND 2010  
AUDITED

<b>ASSETS:</b>	<b>2011</b>	<b>2010</b>
Current assets:		
Cash and cash equivalents	\$ 1,770,847	\$ 1,303,003
Funds held in agency accounts for academic projects	697,913	381,359
Accounts receivable	1,343,241	273,259
Prepaid expenses	238,765	206,675
Contributions receivable	1,894,550	2,039,544
Investments	<u>3,554,721</u>	<u>4,758,377</u>
<b>Total current assets</b>	<b>\$ 9,500,037</b>	<b>\$ 8,962,217</b>
Accounts receivable	1,100,000	-
Contributions receivable	1,829,957	2,061,371
Investments	58,744,296	60,329,259
Advances to Texas A&M Student Financial Aid Office	767,548	796,314
Building, net	13,442,261	14,024,079
Furniture and equipment, net	2,650,019	2,997,654
Art and collectibles	543,875	543,875
Other assets	<u>39,408</u>	<u>37,192</u>
<b>Total assets</b>	<b>\$ 88,617,401</b>	<b>\$ 89,751,961</b>
<b>LIABILITIES:</b>		
Current liabilities:		
Accounts payable	\$ 353,703	\$ 317,785
Accrued liabilities	109,558	107,957
Deposits on ring orders	437,983	372,765
Provisions for continuing projects	1,330,718	1,661,069
Deferred revenue	<u>1,730,362</u>	<u>1,735,231</u>
<b>Total current liabilities</b>	<b>\$ 3,962,324</b>	<b>\$ 4,194,807</b>
Notes payable	3,100,000	4,000,000
Deferred revenue	<u>2,293,333</u>	<u>713,333</u>
<b>Total liabilities</b>	<b>\$ 9,355,657</b>	<b>\$ 8,908,140</b>
<b>NET ASSETS:</b>		
Unrestricted :		
Operating	\$ 9,502,129	\$ 9,864,136
Clayton Williams, Jr. Center Funds	16,233,980	17,122,684
Board restricted	<u>13,630,641</u>	<u>14,289,669</u>
<b>Total unrestricted net assets</b>	<b>\$ 39,366,750</b>	<b>\$ 41,276,489</b>
Temporarily restricted	17,160,654	18,252,704
Permanently restricted	<u>22,734,340</u>	<u>21,314,628</u>
<b>Total net assets</b>	<b>\$ 79,261,744</b>	<b>\$ 80,843,821</b>
<b>Total liabilities and net assets</b>	<b>\$ 88,617,401</b>	<b>\$ 89,751,961</b>

These financial statements are drawn from The Association's audit recently conducted by the independent accounting firm BKD LLP. The Association will supply copies of the complete audit report upon request.

# The Association of Former Students of Texas A&M University

STATEMENT OF ACTIVITIES  
YEAR ENDED DECEMBER 31, 2011  
AUDITED

	<u>Unrestricted</u>	<u>Temporarily Restricted</u>	<u>Permanently Restricted</u>	<u>Total</u>
<b>Revenue, gains and other support:</b>				
Contributions	\$ 7,276,869	\$ 423,491	\$ 1,419,712	\$ 9,120,072
Net investment income	1,713,792	770,071	-	2,483,863
Net unrealized and realized gain	(2,204,078)	(1,043,236)	-	(3,247,314)
Texas Aggie advertising	289,311	-	-	289,311
Rental, royalty, commissions, fees and Aggie ring sales	3,475,097	-	-	3,475,097
Other	612,203	-	-	612,203
Net assets released from restrictions:				
Satisfaction of program restrictions	531,496	(531,496)	-	-
Expiration of time restrictions	<u>710,880</u>	<u>(710,880)</u>	<u>-</u>	<u>-</u>
 Total revenue, gains and other support	 <u>\$ 12,405,570</u>	 <u>\$ (1,092,050)</u>	 <u>\$ 1,419,712</u>	 <u>\$ 12,733,232</u>
<b>Expenditures:</b>				
Distributions to or for Texas A&M University:				
Scholarships	\$ 2,051,360	\$ -	\$ -	\$ 2,051,360
Colleges, departments, and other	2,140,061	-	-	2,140,061
Other Association programs	<u>5,310,462</u>	<u>-</u>	<u>-</u>	<u>5,310,462</u>
 Total program expenditures	 \$ 9,501,883	 \$ -	 \$ -	 \$ 9,501,883
General and administrative	3,170,954	-	-	3,170,954
Fundraising	<u>1,642,472</u>	<u>-</u>	<u>-</u>	<u>1,642,472</u>
Total expenditures	<u>\$ 14,315,309</u>	<u>\$ -</u>	<u>\$ -</u>	<u>\$ 14,315,309</u>
 Change in net assets	 \$ (1,909,739)	 \$ (1,092,050)	 \$ 1,419,712	 \$ (1,582,077)
Net assets, beginning	<u>41,276,489</u>	<u>18,252,704</u>	<u>21,314,628</u>	<u>80,843,821</u>
 Net assets, ending	 <u>\$ 39,366,750</u>	 <u>\$ 17,160,654</u>	 <u>\$ 22,734,340</u>	 <u>\$ 79,261,744</u>

These financial statements are drawn from The Association's audit recently conducted by the independent accounting firm BKD LLP. The Association will supply copies of the complete audit report upon request.

