

Your Impact

On Texas A&M

A Lifetime of Giving

The Association of Former Students, through the generous support of former students and friends of Texas A&M, is able to fund former student programs and services, student activities, scholarships and financial aid, faculty enrichment programs and many other critical projects for Texas A&M.

When you give to The Association, you are combining your gift with the power of tens of thousands of donors worldwide. The Aggie Network comes together each year, contributing millions of dollars to the Annual Fund. Those funds ensure that the Aggie Spirit will be nurtured through programs like Aggie Ring Day and New Student Orientation; preserved through traditions such as Aggie Muster; and shared by Aggies everywhere through 241 A&M Clubs in every corner of the world. Indeed, the Aggie Network has a positive influence on every student who walks the Texas A&M campus.

Century Club

Chartered in 1965, the Century Club is the foundation for all giving to the University.

Through the Century Club, the promise of educational excellence will be fulfilled, and the Aggie Spirit will be passed on to the leaders of tomorrow.

Century Club Levels include:

Bronze	\$100
Silver	\$250
Gold	\$500
Diamond	\$1,000
Double Diamond	\$2,000
Platinum	\$5,000
Double Platinum	\$10,000
Endowed Century Club	\$25,000

Endowed Century Club status is attained with a gift of \$25,000. Endowed gifts may be given over a period of five years.

To view an expanded version of this annual report, visit AggieNetwork.com/AnnualReport

The Association of Former Students

The Association of Former Students traces its origin to the Ex-Cadets Association formed in 1879 and later to the A&M Alumni Association and Alpha Phi Fraternity. In 1919, a coalition was formed and adopted the name "The Association of Former Students." Since 1879 much has changed in organization and details, but the fundamental mission of The Association remains the same:

- Strengthen The Association of Former Students;
- Promote the interests and welfare of Texas A&M University;
- Perpetuate ties of affection and esteem formed in university or college days; and
- Serve the Student Body.



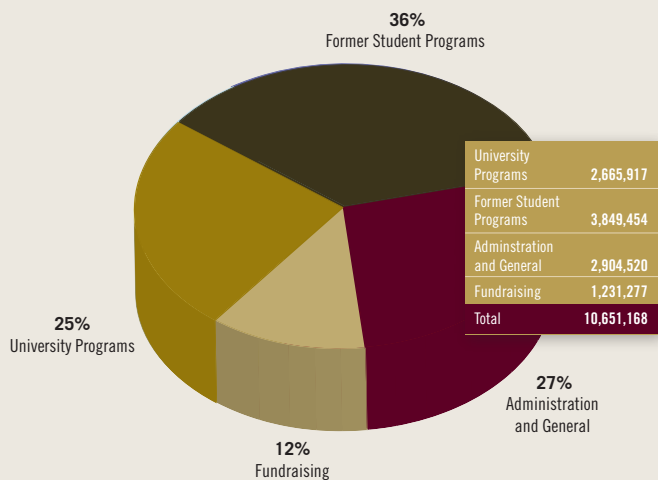
2009 Annual Fund Class Giving Report

CLASS YEAR	CLASS MEMBERS	DONORS	GIVING PERCENTAGE	CENTURY CLUB MEMBERS	TOTAL CLASS GIVING	CLASS YEAR	CLASS MEMBERS	DONORS	GIVING PERCENTAGE	CENTURY CLUB MEMBERS	TOTAL CLASS GIVING
1921	1	0	0	1	\$685.33	1968	1,552	372	24%	366	\$95,868.18
1925	1	0	0	2	\$1,370.66	1969	1,881	458	24%	442	\$94,818.50
1926	6	0	0	1	\$685.33	1970	2,406	464	19%	467	\$99,723.52
1927	8	0	0	2	\$1,037.13	1971	2,136	495	23%	484	\$98,290.02
1928	5	0	0	2	\$1,370.66	1972	2,251	504	22%	481	\$93,773.21
1929	3	0	0	3	\$3,426.65	1973	2,628	465	18%	435	\$105,527.33
1930	8	0	0	2	\$1,370.66	1974	3,055	563	18%	558	\$109,916.03
1931	15	2	13%	5	\$3,040.85	1975	3,338	569	17%	520	\$104,673.67
1932	14	1	7%	5	\$2,155.99	1976	4,256	679	16%	692	\$143,319.62
1933	28	4	14%	9	\$4,869.76	1977	4,310	740	17%	755	\$152,217.17
1934	19	3	16%	6	\$4,029.51	1978	4,897	826	17%	812	\$167,400.97
1935	26	7	27%	6	\$1,969.36	1979	5,398	961	18%	942	\$170,782.49
1936	25	2	8%	5	\$2,443.47	1980	5,842	946	16%	926	\$183,393.00
1937	51	11	22%	14	\$4,284.44	1981	5,511	854	15%	870	\$148,191.53
1938	94	16	17%	18	\$6,658.54	1982	5,832	887	15%	910	\$165,514.66
1939	123	26	21%	23	\$5,215.99	1983	6,195	806	13%	796	\$139,477.57
1940	159	38	24%	40	\$14,299.75	1984	6,549	869	13%	861	\$145,933.55
1941	244	72	30%	60	\$15,213.82	1985	6,977	889	13%	866	\$159,934.28
1942	311	103	33%	98	\$28,094.22	1986	6,771	760	11%	766	\$143,428.83
1943	362	108	30%	111	\$34,268.27	1987	6,442	761	12%	774	\$115,574.79
1944	418	128	31%	123	\$33,270.78	1988	6,591	726	11%	725	\$109,896.50
1945	463	168	36%	158	\$47,446.83	1989	6,733	758	11%	703	\$109,944.41
1946	445	141	32%	129	\$39,722.71	1990	7,384	757	10%	758	\$105,413.79
1947	440	156	35%	149	\$34,595.56	1991	8,123	829	10%	808	\$114,906.94
1948	441	149	34%	135	\$41,326.85	1992	8,004	761	10%	730	\$116,042.61
1949	714	240	34%	234	\$67,209.16	1993	8,361	724	9%	735	\$106,834.85
1950	855	298	35%	277	\$81,416.67	1994	8,425	746	9%	709	\$97,582.76
1951	683	226	33%	212	\$62,933.25	1995	8,139	694	9%	672	\$84,990.55
1952	751	314	42%	299	\$76,700.46	1996	8,195	666	8%	638	\$80,394.65
1953	703	296	42%	294	\$86,362.51	1997	8,455	692	8%	683	\$88,324.32
1954	691	255	37%	253	\$60,767.76	1998	8,201	615	7%	615	\$74,688.38
1955	788	309	39%	298	\$75,633.43	1999	8,289	627	8%	607	\$72,966.59
1956	688	257	37%	240	\$64,798.13	2000	8,503	633	7%	614	\$77,950.19
1957	821	315	38%	298	\$83,912.55	2001	8,593	576	7%	537	\$62,839.63
1958	952	342	36%	315	\$82,408.13	2002	9,883	688	7%	627	\$72,794.73
1959	1,004	329	33%	321	\$74,222.73	2003	9,270	661	7%	611	\$66,617.75
1960	923	313	34%	291	\$71,489.89	2004	9,282	635	7%	598	\$65,304.55
1961	906	315	35%	298	\$80,785.88	2005	9,213	718	8%	672	\$71,976.43
1962	960	319	33%	305	\$71,232.37	2006	9,234	695	8%	642	\$68,449.90
1963	1,015	318	31%	301	\$78,066.51	2007	9,278	776	8%	736	\$70,569.54
1964	1,176	343	29%	324	\$63,934.96	2008	9,600	751	8%	923	\$51,732.52
1965	1,315	360	27%	331	\$68,047.37	2009	7,508	490	7%	948	\$16,785.95
1966	1,357	329	24%	326	\$68,227.24	FRIENDS	3,411	707	21%	732	\$122,478.66
1967	1,284	306	24%	307	\$74,099.10	TOTALS	298,198	36,712	12%	39,498	\$6,272,346.34

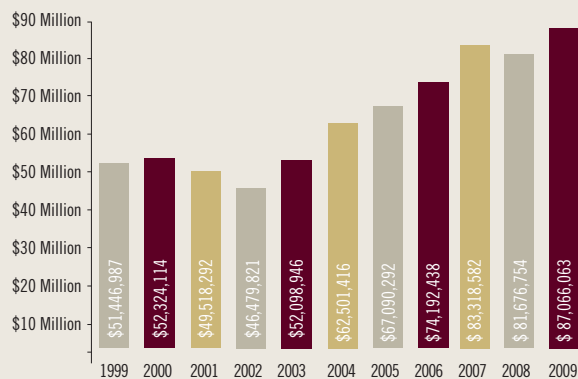
This report reflects gifts from individual Class members and not total gifts received by The Association of Former Students.

**Class member totals reflect only those individuals in Association records as of Dec. 31, 2009.*

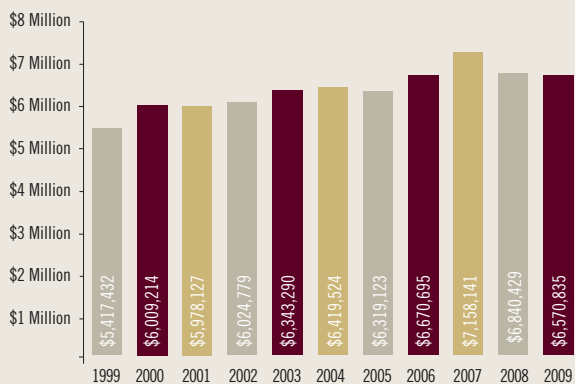
2009 Operating Expenses



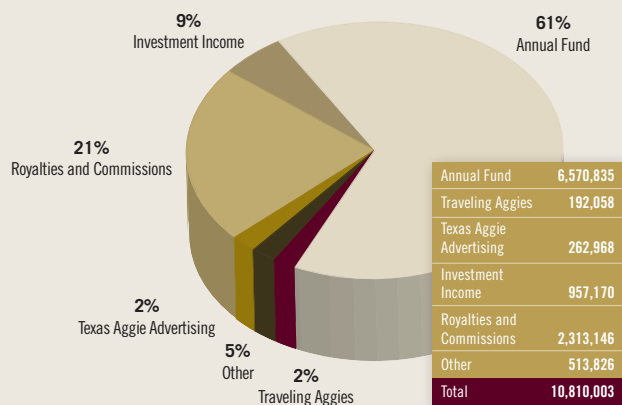
Total Assets




Annual Fund Totals



2009 Operating Revenue Sources



Century Club Donors by Level



2009 Summary of Impact

“Young people still come to A&M because it is different, conservative, friendly and they receive something that they couldn’t get anywhere else—they want to become Aggies, wear their Aggie Ring with pride and become former students. Students expect to become successful because we have left them with that heritage—because of you they know that Aggies are involved in their communities and successful in their careers.”

- James R. “Randy” Matson '67
Executive Director Emeritus

Unrestricted Funds	
Student Impact: Scholarships	\$ 793,399
Student Impact: Student Enhancement	1,019,533
Student Impact: Academic Programs	983,443
Student Impact: Colleges	15,000
Student Impact: Corps of Cadets	148,000
Student Impact: Graduate Studies Scholarships	81,500
Student Impact: International Students	85,000
Student Impact: Galveston	30,000
Student Impact: Vice Provost	100,000
Student Impact: Awards	14,334
University Impact: Faculty and Staff Programs	113,000
University Impact: Faculty and Staff Awards	65,300
University Impact: Legislative Programs	29,099
University Impact: Other	444,021
Former Student Impact: AggieNetwork.com	169,669
Former Student Impact: Career Services for Former Students	37,500
Former Student Impact: Former Student Programs	1,536,468
Former Student Impact: Publications	636,841
Former Student Impact: Clayton W. Williams, Jr. Alumni Center	49,682
Former Student Impact: Muster	35,753
Former Student Impact: Other	127,833
Total Operating Impact	\$ 6,515,375
Restricted Funds	
Student Impact: Scholarships	\$627,533
Student Impact: Short Term Student Financial Aid Loans	59,938
Student Impact: Other	750
University and Former Student Impact: Clayton W. Williams, Jr. Alumni Center	2,610,431
Former Student Impact: Other	26,870
Total Impact From Other Association Sources	\$ 3,325,522
Total Program Impact	\$ 9,840,897
Student Impact: Short Term Student Financial Aid Loans	\$ 461,217
TOTAL ASSOCIATION IMPACT	\$ 10,302,114

Alumni Records

Total Degrees Issued Per School

School	# of Degrees	Total Members	% of Members
Agriculture and Life Sciences	65,987	6,558	10%
Architecture	15,094	1,283	9%
Arts & Sciences	8,426	1,670	20%
Business Administration	52,333	5,737	11%
Council of Deans	106	1	1%
Education	33,025	2,838	9%
Engineering	86,501	9,789	11%
George Bush School of Govt. & Public Service	466	14	3%
General Studies	2	0	0%

School	# of Degrees	Total Members	% of Members
Geosciences	7,731	578	7%
Liberal Arts	48,677	3,943	8%
Medicine	961	47	5%
Moody College of Marine Technology	134	7	5%
TAMU-Qatar	59	0	0%
Science	16,774	1,395	8%
Special Programs (Medicine Unspecified)	51	1	2%
TAMU-Galveston	2,331	145	6%
Texas Maritime Academy	1,661	98	6%
Veterinary Medicine	19,754	1,267	6%

Degree Holders by Graduation Decade

1870s	3
1880s	69
1890s	187
1900s	352
1910s	928
1920s	2,421
1930s	4,657
1940s	10,299
1950s	12,525
1960s	16,478
1970s	38,810
1980s	66,376
1990s	84,069
2000s	91,173

Alumni are all former students, including those who did not earn TAMU degrees. Members with multiple degrees are represented in all decades and/or schools in which they earned their degrees. Texas, U.S. and International Alumni and Degree-Holder Counts are based on self-reported preferred address data. Number of degrees issued is greater than number of degree-holders because some students receive multiple degrees. Maps of alumni by location include former students who did not receive degrees, but do not include some former students who cannot be located.

As of 12/31/2009

Size of Database 514,906
 Total Alumni 342,439
 Texas Alumni 224,986
 Texas Alumni by County See Figure 1
 Texas Degree-Holders 221,462

U.S. Alumni 288,148
 U.S. Alumni by State See Figure 2
 U.S. Degree-Holders 283,738

International Alumni 8,823
 International Alumni by Country See Figure 3
 International Degree-Holders 8,783

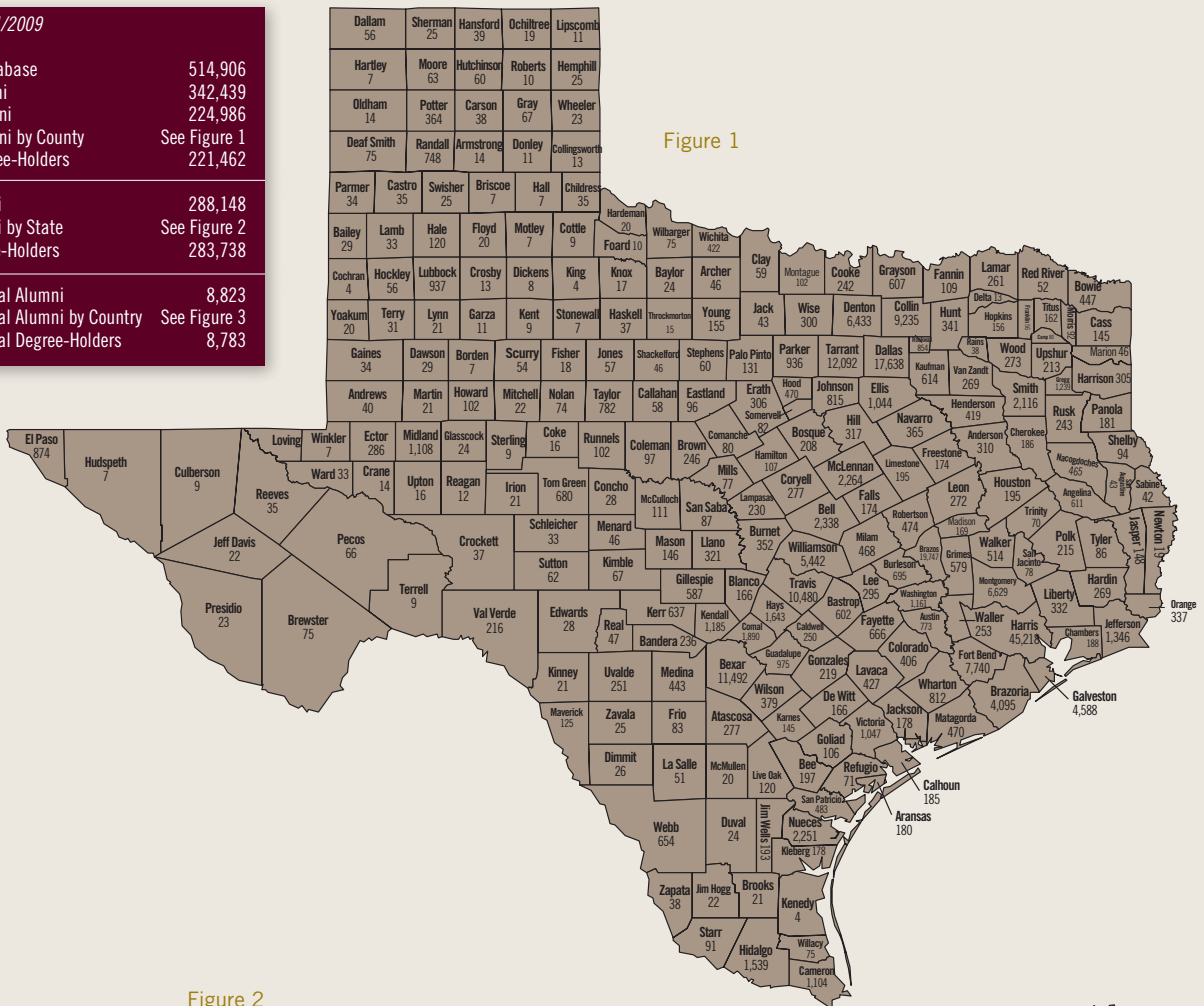


Figure 2

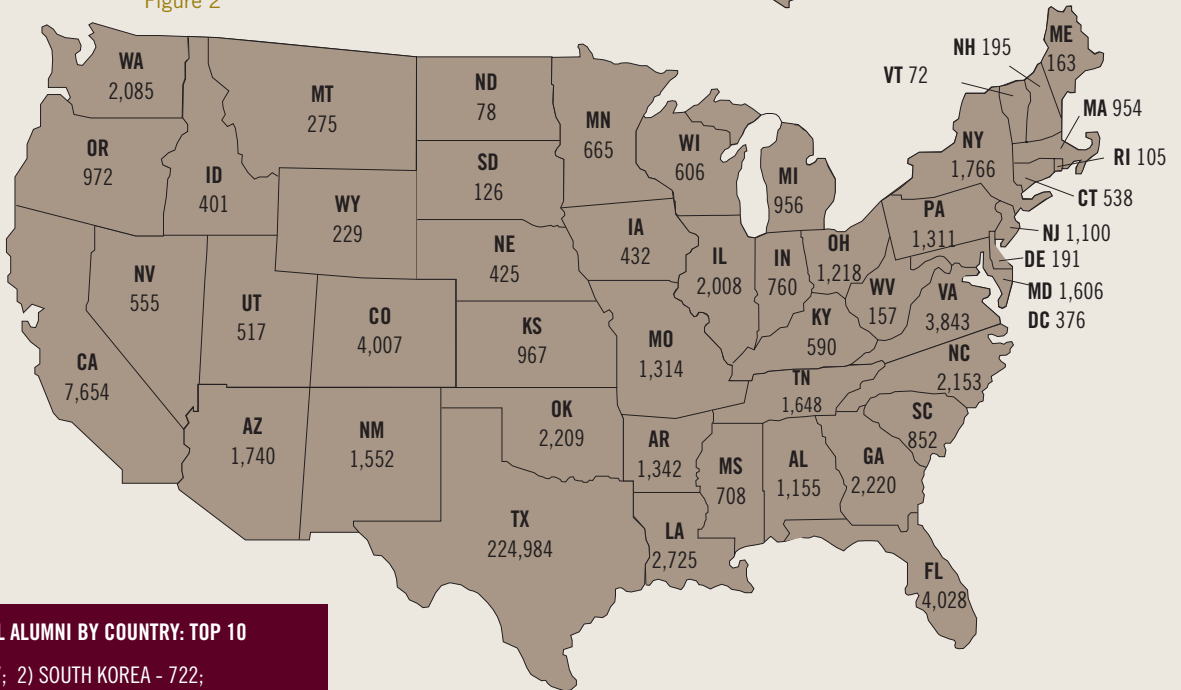


Figure 3

INTERNATIONAL ALUMNI BY COUNTRY: TOP 10

- 1) INDIA - 1277; 2) SOUTH KOREA - 722;
- 3) MEXICO - 567; 4) CHINA - 490; 5) TAIWAN - 405;
- 6) CANADA - 322; 7) INDONESIA - 291;
- 8) THAILAND - 255; 9) JAPAN - 185; 10) FRANCE - 171

ALASKA 432
 HAWAII 380
 MILITARY & OTHER TERRITORIES 788



“For our entire history, first as a struggling college and today as a world-renowned university, former students have made the difference for Texas A&M. Both our storied past and indeed our bright future are directly tied to the loyal and generous support of the Aggie Network for Texas A&M and future generations of Texas Aggies.”

- Porter S. Garner III '79
President and CEO

2009 Direct Support to Texas A&M University

I ACADEMIC AFFAIRS

Scholarships	\$ 639,149
Undergraduate Studies	335,851
Center for Academic Enhancement	
Freshman Convocation	
Professional School Advising	
Graduate Studies Scholarships	81,500
Dean of Faculties	306,263
College Level Teaching Awards	
Distinguished Achievement Awards	
Center for Teaching Excellence	
Texas A&M Galveston	30,000
International Programs	85,000
Vice Provost	100,000
Career Services	
Aggie Updates	
Aggie Honor System	
Colleges	15,000
Academic Leadership Institute	
Engineering Projects in Community Service	
Texas Science Olympiad	
	\$ 1,592,763

II PRESIDENT

Administration **\$ 235,000**

III STUDENT AFFAIRS

Student Affairs \$ 295,650

Student Organizations

Aggie Muster

Student Assistance Fund

MSC Council

Corps of Cadets 148,000

\$ 443,650

IV UNIVERSITY

Awards \$ 65,300

Discretionary/Enhancement Funding 113,000

\$ 178,300

V ASSOCIATION PROJECTS

Career Services for Former Students \$ 37,500

Public Relations 10,120

Scholarships - Bank of America 91,750

Student Recognition Program 13,334

Scholarships - Foundation Excellence Awards 62,500

Student Sponsorships 1,000

\$ 216,204

VI RESTRICTED SUPPORT

Endowed Scholarships \$ 627,533

Student Financial Aid - Short Term Loans 59,938

Class Projects 26,871

Other 750

\$ 715,092

TOTAL DIRECT SUPPORT TO TEXAS A&M UNIVERSITY \$ 3,381,009

“Texas A&M is unique because of the way we feel toward one another, the way we feel about our school—unique in the pride we feel about ourselves. It is particularly unique because of these traditions we have carried forward for so many years. We Aggies celebrate and maintain our uniqueness. And, Texas A&M is unique because of the way its graduates have served this state, this nation, this school and our fellow Aggies.”

- Clayton W. Williams, Jr. '54
From his 2005 Campus Muster address



The Association of Former Students
of Texas A&M University

STATEMENTS OF FINANCIAL POSITION
DECEMBER 31, 2009 AND 2008
AUDITED

ASSETS:	2009	2008
Current assets:		
Cash	\$ 1,917,334	\$ 3,281,923
Funds held in agency accounts for academic projects	457,354	275,900
Accounts receivable	218,645	222,734
Prepaid expenses	198,804	245,983
Contributions receivable	2,912,044	4,104,494
Investments	<u>4,203,648</u>	<u>6,558,815</u>
Total current assets	\$ 9,907,829	\$ 14,689,849
Contributions receivable	2,315,570	2,276,284
Investments	55,500,605	46,896,514
Advances to Texas A&M Student Financial Aid Office	776,224	836,164
Construction in progress	-	11,239,555
Building, net	14,605,897	5,040,803
Furniture, fixtures and equipment, net	3,406,128	561,502
Art and collectibles	543,875	132,300
Other assets	<u>9,935</u>	<u>3,783</u>
Total assets	\$ 87,066,063	\$ 81,676,754
LIABILITIES:		
Current liabilities:		
Accounts payable	\$ 503,473	\$ 3,746,358
Accrued liabilities	101,138	162,015
Deposits on ring orders	134,178	72,336
Provisions for continuing projects	632,731	875,597
Deferred revenue	<u>1,730,000</u>	<u>1,730,000</u>
Total current liabilities	\$ 3,101,520	\$ 6,586,306
Notes payable	5,000,000	6,000,000
Deferred revenue	<u>1,333,333</u>	<u>1,953,333</u>
Total liabilities	\$ 9,434,853	\$ 14,539,639
NET ASSETS:		
Unrestricted :		
Operating	\$10,452,617	\$ 9,044,526
Clayton Williams, Jr. Center Funds	18,011,387	5,119,303
Board restricted	<u>10,999,838</u>	<u>16,748,017</u>
Total unrestricted net assets	\$ 39,463,842	\$ 30,911,846
Temporarily restricted	17,954,554	17,337,896
Permanently restricted	<u>20,212,814</u>	<u>18,887,373</u>
Total net assets	\$ 77,631,210	\$ 67,137,115
Total liabilities and net assets	\$ 87,066,063	\$ 81,676,754

The Association of Former Students of Texas A&M University

STATEMENT OF ACTIVITIES
YEAR ENDED DECEMBER 31, 2009
AUDITED

	<u>Unrestricted</u>	<u>Temporarily Restricted</u>	<u>Permanently Restricted</u>	<u>Total</u>
Revenue, gains and other support:				
Contributions	\$ 9,713,126	\$ (957,821)	\$ 1,325,441	\$ 10,080,746
Net investment income	1,652,861	681,486	-	2,334,347
Net unrealized and realized gain	5,136,476	2,369,192	-	7,505,668
Texas Aggie advertising	262,968	-	-	262,968
Rental, royalty, commissions, fees and Aggie ring sales	3,107,879	-	-	3,107,879
Other	1,179,109	72	-	1,179,181
Net assets released from restrictions:				
Satisfaction of program restrictions	806,325	(806,325)	-	-
Expiration of time restrictions	669,946	(669,946)	-	-
	<u> </u>	<u> </u>	<u> </u>	<u> </u>
Total revenue, gains and other support	<u>\$ 22,528,690</u>	<u>\$ 616,658</u>	<u>\$ 1,325,441</u>	<u>\$ 24,470,789</u>
Expenditures:				
Distributions to or for Texas A&M University:				
Scholarships	\$ 1,502,432	\$ -	\$ -	\$ 1,502,432
Colleges, departments, and other	1,878,577	-	-	1,878,577
Other Association programs	<u>6,459,888</u>	<u>-</u>	<u>-</u>	<u>6,459,888</u>
	<u> </u>	<u> </u>	<u> </u>	<u> </u>
Total program expenditures	\$ 9,840,897	-	-	\$ 9,840,897
General and administrative	2,904,520	-	-	2,904,520
Fundraising	<u>1,231,277</u>	<u>-</u>	<u>-</u>	<u>1,231,277</u>
	<u> </u>	<u> </u>	<u> </u>	<u> </u>
Total expenditures	<u>\$ 13,976,694</u>	<u>-</u>	<u>-</u>	<u>\$ 13,976,694</u>
	<u> </u>	<u> </u>	<u> </u>	<u> </u>
Change in net assets	\$ 8,551,996	\$ 616,658	\$ 1,325,441	\$ 10,494,095
Net assets, beginning	<u>30,911,846</u>	<u>17,337,896</u>	<u>18,887,373</u>	<u>67,137,115</u>
	<u> </u>	<u> </u>	<u> </u>	<u> </u>
Net assets, ending	<u>\$ 39,463,842</u>	<u>\$ 17,954,554</u>	<u>\$ 20,212,814</u>	<u>\$ 77,631,210</u>

